

Formula Renault Eurocup

Result List Qualifying Practice 1 A

FORMULA
RENAULT
EUROCUP

Provisional

Autodromo Nazionale di Monza, Length: 5793m
Air temperature: 14.41°C
Track temperature: 18°C
Weather condition: Dry

MONZA 2017

Saturday, April 22, 2017 9:00:00

started : 15 classified : 15 not classified : 0

Nr.	Drivers	Team	Lap	Best Time	Gap	Diff	Kph	Day Time
Cl.	Car	Entrant						
1	4 G.Aubry Formula Renault	Tech 1 Racing	7	1:49.051			191.2	9:14:23
2	11 S.Fenestraz Formula Renault	Josef Kaufmann Racing	5	1:49.087	0.036	0.036	191.1	9:12:22
3	9 M.Defourny Formula Renault	R-ace GP	7	1:49.215	0.164	0.128	190.9	9:15:46
4	7 M.Fewtrell R Formula Renault	Tech 1 Racing	6	1:49.517	0.466	0.302	190.4	9:12:35
5	23 A.Vartanyan R Formula Renault	JD Motorsport	6	1:49.733	0.682	0.216	190.0	9:12:05
6	29 R.Verschoor R Formula Renault	MP Motorsport	8	1:49.772	0.721	0.039	189.9	9:16:31
7	16 G.Saucy R Formula Renault	AVF by Adrian Valles	8	1:49.790	0.739	0.018	189.9	9:15:51
8	30 J.Opmeer R Formula Renault	MP Motorsport	6	1:50.020	0.969	0.230	189.5	9:12:50
9	93 Z.Goddard R Formula Renault	Arden	7	1:50.175	1.124	0.155	189.2	9:14:53
10	14 R.Pflucker Formula Renault	AVF by Adrian Valles	8	1:50.315	1.264	0.140	189.0	9:16:02
11	31 N.Verhagen R Formula Renault	MP Motorsport	5	1:50.368	1.317	0.053	188.9	9:10:23
12	15 A.Matus R Formula Renault	AVF by Adrian Valles	6	1:50.554	1.503	0.186	188.6	9:12:17
13	25 J.Pankiewicz Formula Renault	Mark Burdett Motorsport	5	1:50.980	1.929	0.426	187.9	9:10:27
14	21 Y.Sun R Formula Renault	JD Motorsport	5	1:51.005	1.954	0.025	187.8	9:12:30
15	19 F.Bird R Formula Renault	Fortec Motorsports	6	1:51.138	2.087	0.133	187.6	9:12:18



Classification limit: 110% Time: 1:59.956

Following race director decision cancellation of the relevant lap times for the cars no. 21, 9

Subject to final scrutineering!


Publication time: 9:38	Race Director:	Timekeeper:
------------------------	----------------	-------------

BLANCPAIN Timing

ver: 1.0

Page 1/ 1 printed: 22.4.2017 9:18





Formula Renault Eurocup

Class Result List Qualifying Practice 1 A



Provisional

Autodromo Nazionale di Monza, Length: 5793m
 Air temperature: 14.41°C
 Track temperature: 18°C
 Weather condition: Dry



Saturday, April 22, 2017 9:00:00

started : 15 classified : 15 not classified : 0

Nr. Drivers	Team	Lap	Best Time	Gap	Diff	Kph	Day Time
Car	Competitor						

CLASS: Rookie

Started: 10

Classified: 10

Not Classified: 0

1	7	M.Fewtrell Formula Renault	Tech 1 Racing	6	1:49.517			190.4	9:12:35
2	23	A.Vartanyan Formula Renault	JD Motorsport	6	1:49.733	0.216	0.216	190.0	9:12:05
3	29	R.Verschoor Formula Renault	MP Motorsport	8	1:49.772	0.255	0.039	189.9	9:16:31
4	16	G.Saucy Formula Renault	AVF by Adrian Valles	8	1:49.790	0.273	0.018	189.9	9:15:51
5	30	J.Opmeer Formula Renault	MP Motorsport	6	1:50.020	0.503	0.230	189.5	9:12:50
6	93	Z.Goddard Formula Renault	Arden	7	1:50.175	0.658	0.155	189.2	9:14:53
7	31	N.Verhagen Formula Renault	MP Motorsport	5	1:50.368	0.851	0.193	188.9	9:10:23
8	15	A.Matus Formula Renault	AVF by Adrian Valles	6	1:50.554	1.037	0.186	188.6	9:12:17
9	21	Y.Sun Formula Renault	JD Motorsport	5	1:51.005	1.488	0.451	187.8	9:12:30
10	19	F.Bird Formula Renault	Fortec Motorsports	6	1:51.138	1.621	0.133	187.6	9:12:18

Classification limit: 110% Time: 2:00.468

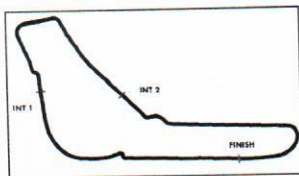


Following race director decision cancellation of the relevant lap times for the cars no. 21, 9

Subject to final scrutineering!

Publication time: 9.38	Race Director:	Timekeeper:
-------------------------------	----------------	-------------





Formula Renault Eurocup

Sector List Qualifying Practice 1 A

Provisional

**FORMULA
RENAULT**
EUROCUP

Autodromo Nazionale di Monza, Length: 5793m

Air temperature: 14.41°C

Track temperature: 18°C

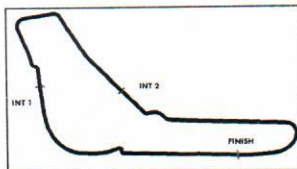
Weather condition: Dry

MONZA 2017

Saturday, April 22, 2017 9:00:00

Lap	Time	SE1	SP1	SE2	SP2	SE3	SP3	TSP	Lap	Time	SE1	SP1	SE2	SP2	SE3	SP3	TSP
theoretical besttime: 1:49.051																	
4	Aubry, FRA																
1	3:10.400	1:51.243	207	39.937	221	39.220	213	187	5	1:49.843	35.845	235	36.768	240	37.230	223	248
2	1:54.120	37.655	229	38.293	237	38.172	221	228	6	1:49.581	35.817	235	36.788	241	36.976	224	250
3	1:58.748	43.242	219	37.907	236	37.599	223	244	7	1:49.051	35.731	236	36.470	243	36.850	226	247
4	1:50.430	36.109	236	37.141	239	37.180	224	247	8	2:12.912	41.421	230	40.409	208	51.082	41	249
theoretical besttime: 1:49.395																	
7	Fewtrell, GBR																
1	3:13.018	1:53.897	225	40.229	214	38.892	218	170	5	1:49.699	35.851	235	36.680	242	37.168	223	251
2	1:53.765	37.237	216	38.407	234	38.121	224	241	6	1:49.517	35.828	235	36.623	241	37.066	224	248
3	1:58.740	43.304	209	37.879	235	37.557	223	246	7	1:49.707	35.706	235	36.763	241	37.238	224	248
4	1:50.265	36.042	235	36.907	239	37.316	223	248	8	1:49.713	35.828	234	36.681	241	37.204	225	247
theoretical besttime: 1:49.168																	
9	Defourny, BEL																
1	2:27.457	1:00.213	175	43.854	192	43.390	188	150	5	1:49.876	35.760	236	37.037	239	37.079	225	246
2	2:19.077	48.515	211	48.085	77	42.477	223	191	6	1:49.573	35.648	235	36.662	242	37.263	224	246
3	1:50.761	36.213	235	37.132	241	37.416	225	249	6	1:49.410	35.720	236	36.533	242	37.157	225	247
4	1:49.977	35.908	234	36.887	243	37.182	224	249	7	1:49.215	35.626	236	36.463	245	37.126	225	246
theoretical besttime: 1:48.954																	
11	Fenestraz, FRA																
1	5:01.912	3:26.316	220	51.757	134	43.839	221	154	5	1:49.087	35.853	235	36.327	241	36.907	224	246
2	1:51.200	36.579	232	37.213	238	37.408	221	245	6	1:57.412	35.720	236	44.006	233	37.686	221	246
3	1:49.791	36.062	233	36.744	239	36.985	223	246	7	1:49.238	35.873	233	36.452	240	36.913	223	246
4	1:49.676	35.940	234	36.531	241	37.205	221	244									
theoretical besttime: 1:50.315																	
14	Pflucker, PER																
1	2:28.750	1:02.171	173	43.675	190	42.904	198	152	5	1:51.023	36.068	234	37.268	242	37.687	221	251
2	2:19.507	50.588	226	46.374	94	42.545	220	169	6	1:54.952	36.131	234	37.289	239	41.532	221	247
3	1:52.683	36.965	233	37.861	241	37.857	220	248	7	1:52.089	37.358	232	37.249	241	37.482	223	251
4	1:52.464	37.127	235	37.643	241	37.694	222	190	8	1:50.315	35.883	236	37.077	239	37.355	226	249
theoretical besttime: 1:50.554																	
15	Matus, MEX																
1	2:28.119	1:01.470	180	43.416	205	43.233	196	159	5	1:50.875	36.020	236	37.253	244	37.602	222	244
2	2:19.381	49.246	225	47.861	85	42.274	223	185	6	1:50.554	35.978	236	37.077	242	37.499	219	245
3	1:52.511	36.931	234	37.824	242	37.756	221	243	7	2:03.518	41.596	232	43.815	203	38.107	220	184
4	1:54.812	39.197	233	37.647	237	37.968	224	192	8	1:55.228	36.230	234	41.478	239	37.520	225	240
theoretical besttime: 1:49.749																	
16	Saucy, CHE																
1	2:27.905	1:00.973	188	43.500	203	43.432	185	151	5	1:50.465	36.034	233	37.002	242	37.429	221	245
2	2:19.256	48.507	214	48.110	76	42.639	224	187	6	1:50.337	35.754	236	37.009	243	37.574	224	247
3	1:51.098	36.156	236	37.419	243	37.523	223	248	7	1:50.454	35.815	235	37.118	243	37.521	224	245
4	1:50.973	35.895	236	37.094	241	37.984	223	248	8	1:49.790	35.795	235	36.796	242	37.199	225	246
theoretical besttime: 1:50.892																	
19	Bird, GBR																
1	2:29.663	1:03.627	192	42.892	179	43.144	178	175	5	1:51.999	36.252	233	37.959	220	37.788	224	246
2	2:20.207	50.803	219	46.245	87	43.159	221	183	6	1:51.138	36.293	234	37.144	241	37.701	222	248
3	1:52.188	36.437	234	37.741	240	38.010	221	247	7	1:54.989	36.304	233	40.943	226	37.742	220	246
4	1:52.107	36.294	239	37.859	244	37.954	221	245	8	1:51.163	36.112	234	37.415	239	37.636	220	241
theoretical besttime: 1:50.721																	
21	Sun, CHN																
1	2:53.649	1:24.662	161	46.478	203	42.509	219	167	4	1:51.114	36.173	233	37.180	242	37.761	221	246
2	2:09.682	40.218	192	44.821	141	44.643	220	196	5	1:51.005	36.269	235	36.992	241	37.744	222	248
3	1:52.290	36.415	234	37.844	237	38.031	223	246	6	1:51.042	36.086	232	37.153	239	37.803	223	247
4	1:51.704	36.250	234	37.401	244	38.050	219	249	7	1:51.604	35.985	237	37.456	241	38.163	221	247





Formula Renault Eurocup

Sector List Qualifying Practice 1 A

**FORMULA
RENAULT**
EUROCUP

Provisional

Autodromo Nazionale di Monza, Length: 5793m

Air temperature: 14.41°C

Track temperature: 18°C

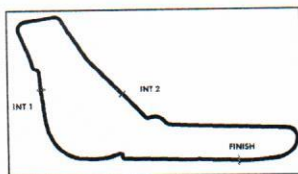
Weather condition: Dry

Saturday, April 22, 2017 9:00:00

MONZA 2017

Lap	Time	SE1	SP1	SE2	SP2	SE3	SP3	TSP	Lap	Time	SE1	SP1	SE2	SP2	SE3	SP3	TSP
theoretical besttime: 1:49.685																	
23	Vartanyan, RUS																
1	2:40.395	1:17.198	221	43.033	195	40.164	219	172	5	1:50.011	35.944	234	36.721	240	37.346	223	248
2	2:02.996	38.690	229	45.098	174	39.208	221	231	6	1:49.733	35.883	234	36.657	239	37.193	223	248
3	1:51.284	36.277	232	37.542	239	37.465	223	247	7	1:50.279	35.835	234	37.078	239	37.366	222	248
4	1:50.483	36.153	233	37.095	240	37.235	223	247	8	1:50.533	36.031	234	36.667	239	37.835	225	244
theoretical besttime: 1:50.980																	
25	Pankiewicz, POL																
1	2:47.618	1:21.077	202	44.544	207	41.997	216	166	5	1:50.980	35.949	235	37.277	242	37.754	221	246
2	2:03.184	38.739	227	42.052	164	42.393	223	220	6	1:51.272	35.959	241	37.477	244	37.836	221	247
3	1:53.088	36.549	233	37.942	238	38.597	218	246	7	1:51.746	36.083	236	37.599	240	38.064	223	249
4	1:51.924	36.224	237	37.653	243	38.047	219	247	8	1:51.596	36.148	234	37.445	241	38.003	223	246
theoretical besttime: 1:49.652																	
29	Verschoor, NLD																
1	3:32.038	2:12.033	207	40.596	236	39.409	220	174	5	1:49.813	35.938	233	36.632	242	37.243	223	247
2	1:54.191	37.956	188	38.575	239	37.660	223	244	6	1:53.865	35.925	234	37.782	217	40.158	223	248
3	1:50.527	36.069	234	37.010	239	37.448	222	248	7	1:49.799	35.812	236	36.771	244	37.216	222	244
4	1:50.311	35.945	233	37.054	239	37.312	223	248	8	1:49.772	35.895	234	36.669	241	37.208	224	241
theoretical besttime: 1:49.911																	
30	Opmeer, NLD																
1	3:33.551	2:13.025	194	41.284	230	39.242	219	181	5	1:50.146	35.968	236	36.821	241	37.357	224	247
2	1:54.361	37.335	191	39.233	239	37.793	222	243	6	1:50.020	35.863	232	36.873	243	37.284	221	246
3	1:50.826	36.200	234	37.108	240	37.518	221	247	7	1:51.570	36.149	233	37.042	237	38.379	225	247
4	1:50.659	36.100	234	37.063	241	37.496	221	249	8	1:50.091	35.806	236	36.960	243	37.325	223	248
theoretical besttime: 1:50.299																	
31	Verhagen, USA																
1	2:49.469	1:28.015	228	40.965	231	40.489	215	194	5	1:50.368	35.818	235	37.127	242	37.423	222	246
2	1:59.934	37.325	232	40.316	167	42.293	220	219	6	1:57.298	35.889	234	43.512	244	37.897	224	244
3	1:51.926	36.047	240	37.920	245	37.959	225	248	7	1:50.650	35.955	235	37.171	241	37.524	224	245
4	1:51.152	36.237	234	37.381	241	37.534	223	243	8	1:50.774	35.882	236	37.058	244	37.834	225	247
theoretical besttime: 1:50.071																	
93	Goddard, AUS																
1	3:42.042	2:21.813	224	40.637	232	39.592	217	184	5	1:51.294	36.194	232	37.302	239	37.798	220	246
2	1:53.698	37.286	232	38.175	236	38.237	222	243	6	1:50.733	36.103	233	37.185	239	37.445	221	247
3	1:51.518	36.259	233	37.457	239	37.802	221	247	7	1:50.175	35.869	233	36.882	239	37.424	222	247
4	1:53.028	38.139	229	37.228	238	37.661	219	247	8	1:50.532	36.035	233	36.778	241	37.719	221	246





Formula Renault Eurocup

Top speed list Qualifying Practice 1 A

Provisional

**FORMULA
RENAULT**
EUROCUP

Autodromo Nazionale di Monza, Length: 5793m
Air temperature: 14.28°C
Track temperature: 18.09°C
Weather condition: Dry

Saturday, April 22, 2017 9:00:00

 **MONZA 2017**

#	Name (NAT)	Team	Car name	Speed	Lap	Race time
7	Max Fewtrell (GBR)	Tech 1 Racing (FRA)	Formula Renault	251.74	5	9:06.852
14	Rodrigo Pflucker (PER)	AVF by Adrian Valles (ESP)	Formula Renault	251.74	7	12:30.478
4	Gabriel Aubry (FRA)	Tech 1 Racing (FRA)	Formula Renault	250.00	6	10:54.643
9	Max Defourny (BEL)	R-ace GP (FRA)	Formula Renault	249.42	3	4:57.643
30	Jarno Opmeer (NLD)	MP Motorsport (NLD)	Formula Renault	249.42	4	7:29.872
25	Julia Pankiewicz (POL)	Mark Burdett Motorsport (GBR)	Formula Renault	249.42	7	12:29.099
16	Gregoire Saucy (CHE)	AVF by Adrian Valles (ESP)	Formula Renault	248.84	3	4:58.191
31	Neil Verhagen (USA)	MP Motorsport (NLD)	Formula Renault	248.84	3	5:00.543
29	Richard Verschoor (NLD)	MP Motorsport (NLD)	Formula Renault	248.84	4	7:27.901
23	Alexander Vartanyan (RUS)	JD Motorsport (ITA)	Formula Renault	248.84	6	10:26.300
21	Yue Yang Sun (CHN)	JD Motorsport (ITA)	Formula Renault	248.84	5	10:49.584
19	Frank Bird (GBR)	Fortec Motorsports (GBR)	Formula Renault	248.27	6	10:37.206
93	Zane Goddard (AUS)	Arden (GBR)	Formula Renault	247.70	4	7:38.410
11	Sacha Fenestraz (FRA)	Josef Kaufmann Racing (DEU)	Formula Renault	246.57	3	7:04.299
15	Axel Matus (MEX)	AVF by Adrian Valles (ESP)	Formula Renault	245.45	6	10:36.786

