

Formula Renault Eurocup

Result List Qualifying Practice 1 B



Provisional

Autodromo Nazionale di Monza, Length: 5793m
 Air temperature: 14.66°C
 Track temperature: 17.38°C
 Weather condition: Dry



Saturday, April 22, 2017 9:20:00

started : 15 classified : 15 not classified : 0

Nr. Drivers	Team	Lap	Best Time	Gap	Diff	Kph	Day Time
Cl. Car	Entrant						
1 10 R.Shwartzman Formula Renault	R-ace GP	6	1:48.506			192.1	9:34:13
2 8 W.Palmer Formula Renault	R-ace GP	7	1:48.666	0.160	0.160	191.9	9:36:15
3 17 A.Peroni Formula Renault	Fortec Motorsports	6	1:48.944	0.438	0.278	191.4	9:34:18
4 1 Y.Ye R Formula Renault	Josef Kaufmann Racing	7	1:48.946	0.440	0.002	191.4	9:36:06
5 13 H.Chaves Formula Renault	AVF by Adrian Valles	5	1:49.038	0.532	0.092	191.2	9:34:07
6 33 D.Ticktum R Formula Renault	Arden	5	1:49.334	0.828	0.296	190.7	9:32:17
7 5 T.Maxwell R Formula Renault	Tech 1 Racing	6	1:49.469	0.963	0.135	190.5	9:34:01
8 2 L.Leeds R Formula Renault	Josef Kaufmann Racing	7	1:49.492	0.986	0.023	190.4	9:36:21
9 26 P.Martono R Formula Renault	Mark Burdett Motorsport	6	1:49.505	0.999	0.013	190.4	9:32:32
10 12 R.Guzman R Formula Renault	R-ace GP	6	1:49.616	1.110	0.111	190.2	9:33:57
11 34 G.Cordeel Formula Renault	Arden	6	1:49.660	1.154	0.044	190.1	9:34:10
12 18 A.Korneev Formula Renault	Fortec Motorsports	7	1:49.721	1.215	0.061	190.0	9:35:59
13 22 J.Simmenauer R Formula Renault	JD Motorsport	8	1:49.789	1.283	0.068	189.9	9:35:54
14 6 T.Neubauer R Formula Renault	Tech 1 Racing	7	1:49.861	1.355	0.072	189.8	9:35:56
15 20 N.Razak Formula Renault	Fortec Motorsports	8	1:51.058	2.552	1.197	187.7	9:36:08

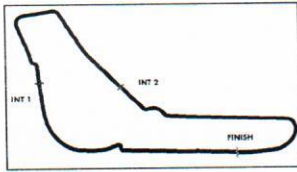


Classification limit: 110% Time: 1:59.356

Subject to final scrutineering!

Publication time: 9:38	Race Director: [Signature]	Timekeeper: [Signature]
------------------------	----------------------------	-------------------------





Formula Renault Eurocup

Class Result List Qualifying Practice 1 B



Provisional

Autodromo Nazionale di Monza, Length: 5793m
 Air temperature: 14.66°C
 Track temperature: 17.38°C
 Weather condition: Dry



Saturday, April 22, 2017 9:20:00

started : 15 classified : 15 not classified : 0

Nr. Drivers	Team	Lap	Best Time	Gap	Diff	Kph	Day Time
Car	Competitor						

CLASS: Rookie

Started: 8

Classified: 8

Not Classified: 0

1	1	Y.Ye	Josef Kaufmann Racing	7	1:48.946			191.4	9:36:06
		Formula Renault							
2	33	D.Ticktum	Arden	5	1:49.334	0.388	0.388	190.7	9:32:17
		Formula Renault							
3	5	T.Maxwell	Tech 1 Racing	6	1:49.469	0.523	0.135	190.5	9:34:01
		Formula Renault							
4	2	L.Leeds	Josef Kaufmann Racing	7	1:49.492	0.546	0.023	190.4	9:36:21
		Formula Renault							
5	26	P.Martono	Mark Burdett Motorsport	6	1:49.505	0.559	0.013	190.4	9:32:32
		Formula Renault							
6	12	R.Guzman	R-ace GP	6	1:49.616	0.670	0.111	190.2	9:33:57
		Formula Renault							
7	22	J.Simmenauer	JD Motorsport	8	1:49.789	0.843	0.173	189.9	9:35:54
		Formula Renault							
8	6	T.Neubauer	Tech 1 Racing	7	1:49.861	0.915	0.072	189.8	9:35:56
		Formula Renault							

Classification limit: 110% Time: 1:59.840



Subject to final scrutineering!


Publication time: 9.38	Race Director: [Signature]	Timekeeper: [Signature]
------------------------	----------------------------	-------------------------

BLANCPAIN Timing

ver: 1.0

Page 1/ 1 printed: 22.4.2017 9:36





Formula Renault Eurocup

Sector List Qualifying Practice 1 B

Provisional

**FORMULA
RENAULT**
EUROCUP

Autodromo Nazionale di Monza, Length: 5793m

Air temperature: 14.66°C

Track temperature: 17.38°C


Weather condition: Dry

Saturday, April 22, 2017 9:20:00

MONZA 2017

Lap	Time	SE1	SP1	SE2	SP2	SE3	SP3	TSP	Lap	Time	SE1	SP1	SE2	SP2	SE3	SP3	TSP
1 Ye, CHN									theoretical besttime: 1:48.568								
1	5:06.828	3:45.736	184	42.166	217	38.926	220	153	5	1:49.296	35.697	232	36.848	241	36.751	224	248
2	1:52.030	36.381	231	37.136	236	38.513	223	247	6	1:49.308	35.560	240	36.321	243	37.427	220	248
3	1:49.481	35.886	235	36.594	241	37.001	225	249	7	1:48.946	35.827	235	36.279	243	36.840	222	248
4	1:49.147	35.808	234	36.610	243	36.729	225	248									
2 Leeds, AUS									theoretical besttime: 1:49.384								
1	5:09.254	3:48.251	134	41.475	212	39.528	221	163	5	1:49.689	35.872	235	36.777	239	37.040	221	248
2	2:02.118	37.196	231	46.054	181	38.868	221	246	6	1:49.603	35.868	237	36.707	241	37.028	224	246
3	1:50.341	36.082	234	37.043	239	37.216	223	247	7	1:49.492	35.897	234	36.488	242	37.107	221	248
4	1:50.150	36.027	234	36.971	241	37.152	223	248									
5 Maxwell, AUS									theoretical besttime: 1:49.384								
1	4:43.964	3:22.316	164	42.172	210	39.476	216	169	5	1:49.650	35.811	235	36.654	242	37.185	224	248
2	1:56.235	37.041	212	40.474	208	38.720	219	241	6	1:49.469	35.764	236	36.687	240	37.018	223	246
3	1:51.020	36.226	235	36.913	241	37.881	224	246	7	1:49.556	35.712	235	36.800	239	37.044	225	248
4	1:50.165	35.993	234	36.920	241	37.252	223	248									
6 Neubauer, FRA									theoretical besttime: 1:49.772								
1	4:45.430	3:23.060	154	42.366	231	40.004	219	194	5	1:50.468	35.791	238	36.860	242	37.817	221	246
2	1:55.781	36.933	227	39.406	195	39.442	221	238	6	1:50.566	36.052	235	37.072	243	37.442	222	246
3	1:50.457	35.842	237	37.034	243	37.581	224	247	7	1:49.861	35.880	236	36.714	242	37.267	223	246
4	1:53.264	36.673	235	38.663	236	37.928	224	246									
8 Palmer, GBR									theoretical besttime: 1:48.666								
1	5:13.325	3:35.522	102	54.961	185	42.842	218	126	5	1:48.998	35.717	237	36.346	243	36.935	226	246
2	1:55.707	38.053	232	39.673	232	37.981	225	234	6	1:48.741	35.575	238	36.312	244	36.854	226	249
3	1:50.194	36.021	237	36.983	242	37.190	225	247	7	1:48.666	35.531	240	36.312	245	36.823	226	248
4	1:49.309	35.812	237	36.432	242	37.065	223	251									
10 Shwartzman, RUS									theoretical besttime: 1:48.365								
1	4:57.472	3:27.176	113	49.115	203	41.181	215	134	5	1:48.566	35.580	235	36.167	244	36.819	224	246
2	1:54.858	36.676	234	37.783	238	40.399	221	244	6	1:48.506	35.496	237	36.246	242	36.764	226	245
3	1:54.403	35.893	235	40.713	188	37.797	226	249	7	2:05.148	35.434	238	40.401	199	49.313	38	247
4	1:49.045	35.766	234	36.416	242	36.863	225	246									
12 Guzman, MEX									theoretical besttime: 1:49.421								
1	4:36.791	3:10.727	172	43.655	216	42.409	189	136	5	1:49.690	35.753	234	36.835	239	37.102	224	248
2	1:58.952	39.831	191	40.292	213	38.829	222	227	6	1:49.616	35.921	236	36.588	240	37.107	223	250
3	1:51.127	36.190	234	37.447	237	37.490	223	247	7	1:49.688	35.809	234	36.799	241	37.080	223	249
4	1:50.178	35.990	233	37.096	238	37.092	224	249									
13 Chaves, PRT									theoretical besttime: 1:48.977								
1	4:36.923	3:10.630	220	39.961	224	46.332	58	137	4	1:49.580	35.864	238	36.718	242	36.998	222	244
2	3:56.169	2:32.692	214	42.040	223	41.437	221	197	5	1:49.038	35.568	233	36.411	244	37.059	223	245
3	1:54.643	35.880	237	40.207	237	38.556	223	243	6	2:00.851	35.788	240	36.642	247	48.421	58	248
17 Peroni, AUS									theoretical besttime: 1:48.816								
1	4:59.786	3:28.390	111	51.138	194	40.258	213	143	5	1:49.841	35.863	236	36.840	241	37.138	224	247
2	1:55.067	36.981	229	37.843	241	40.243	225	236	6	1:48.944	35.716	234	36.333	243	36.895	225	245
3	1:54.871	35.929	235	39.104	185	39.838	224	241	7	1:49.686	35.588	238	36.656	247	37.442	222	246
4	1:49.277	35.770	237	36.424	243	37.083	224	246									





Formula Renault Eurocup

Sector List Qualifying Practice 1 B

FORMULA
RENAULT
EUROCUP

Provisional

Autodromo Nazionale di Monza, Length: 5793m

Air temperature: 14.66°C


Track temperature: 17.38°C

Weather condition: Dry

Saturday, April 22, 2017 9:20:00

MONZA 2017

Lap	Time	SE1	SP1	SE2	SP2	SE3	SP3	TSP	Lap	Time	SE1	SP1	SE2	SP2	SE3	SP3	TSP
18	Korneev, RUS								theoretical besttime: 1:49.380								
1	4:46.077	3:20.975	175	43.286	199	41.816	204	153	5	1:49.923	35.942	232	36.677	242	37.304	225	246
2	1:57.913	38.531	214	39.376	218	40.006	223	243	6	1:52.348	35.654	236	36.780	245	39.914	219	246
3	1:51.122	36.303	232	37.098	235	37.721	223	247	7	1:49.721	35.995	233	36.533	242	37.193	222	246
4	1:51.109	35.970	236	37.570	239	37.569	224	245									
20	Razak, MAS								theoretical besttime: 1:50.573								
1	2:40.114	1:19.292	201	41.139	228	39.683	218	181	5	1:51.551	36.212	235	37.827	240	37.512	223	247
2	2:10.536	44.600	139	44.085	232	41.851	223	208	6	1:52.790	36.207	235	38.335	240	38.248	224	244
3	1:57.206	36.782	233	39.329	215	41.095	226	246	7	1:51.509	35.980	236	37.291	242	38.238	219	247
4	1:52.940	37.089	233	38.139	241	37.712	224	248	8	1:51.058	36.120	236	37.081	243	37.857	221	243
22	Simmenauer, FRA								theoretical besttime: 1:49.759								
1	2:29.207	1:05.325	213	42.477	219	41.405	215	182	5	1:51.506	36.101	234	37.856	242	37.549	223	247
2	2:17.109	52.308	174	43.144	188	41.657	219	242	6	1:49.950	35.723	235	36.815	242	37.412	223	246
3	1:55.434	36.881	235	38.829	201	39.724	224	244	7	1:50.176	35.835	237	36.842	241	37.499	222	246
4	1:50.582	36.015	237	37.203	242	37.364	225	240	8	1:49.789	35.753	239	36.728	242	37.308	223	246
26	Martono, INA								theoretical besttime: 1:49.379								
1	3:19.297	1:58.432	198	41.397	208	39.468	221	169	5	1:49.690	35.870	235	36.635	243	37.185	224	248
2	1:51.711	36.558	232	37.397	239	37.756	222	248	6	1:49.505	35.754	237	36.440	243	37.311	223	247
3	1:50.883	35.937	237	37.245	242	37.701	223	247	7	1:50.781	36.095	236	37.236	243	37.450	224	246
4	1:50.152	36.021	235	36.723	241	37.408	225	247	8	2:00.736	35.890	236	36.918	241	47.928	36	247
33	Ticktum, GBR								theoretical besttime: 1:49.274								
1	4:48.895	3:24.166	142	43.005	193	41.724	222	187	5	1:49.334	35.763	238	36.388	245	37.183	225	248
2	1:57.564	36.919	198	39.840	215	40.805	224	248	6	1:55.693	40.021	230	37.994	240	37.678	222	168
3	1:51.220	36.019	233	36.772	240	38.429	225	244	7	1:49.546	35.836	235	36.587	240	37.123	224	247
4	1:49.625	35.800	234	36.560	243	37.265	224	248									
34	Cordeel, BEL								theoretical besttime: 1:49.310								
1	4:50.081	3:24.948	144	43.294	229	41.839	222	188	5	1:50.129	35.765	238	36.982	244	37.382	225	246
2	1:57.588	36.639	231	39.319	224	41.630	225	246	6	1:49.660	35.848	236	36.551	241	37.261	225	247
3	1:51.371	36.217	235	37.038	238	38.116	222	244	7	1:49.898	35.693	238	37.139	245	37.066	225	248
4	1:50.799	35.805	236	36.960	243	38.034	225	246									



Formula Renault Eurocup

Top speed list Qualifying Practice 1 B

Provisional

FORMULA
RENAULT
EUROCUP

Autodromo Nazionale di Monza, Length: 5793m

Air temperature: 14.66°C

Track temperature: 17.38°C

Weather condition: Dry

Saturday, April 22, 2017 9:20:00

 **MONZA 2017**

#	Name (NAT)	Team	Car name	Speed	Lap	Race time
8	Will Palmer (GBR)	R-ace GP (FRA)	Formula Renault	251.16	4	9:10.271
12	Raul Guzman (MEX)	R-ace GP (FRA)	Formula Renault	250.00	6	12:17.832
10	Robert Shwartzman (RUS)	R-ace GP (FRA)	Formula Renault	249.42	3	7:03.437
1	Yifei Ye (CHN)	Josef Kaufmann Racing (DEU)	Formula Renault	249.42	3	7:09.949
33	Daniel Ticktum (GBR)	Arden (GBR)	Formula Renault	248.84	2	5:00.129
20	Najiy Razak (MAS)	Fortec Motorsports (GBR)	Formula Renault	248.84	4	6:58.815
5	Thomas Maxwell (AUS)	Tech 1 Racing (FRA)	Formula Renault	248.84	4	8:42.351
2	Luis Leeds (AUS)	Josef Kaufmann Racing (DEU)	Formula Renault	248.84	5	11:02.971
13	Henrique Chaves (PRT)	AVF by Adrian Valles (ESP)	Formula Renault	248.84	6	14:17.343
34	Ghislain Cordeel (BEL)	Arden (GBR)	Formula Renault	248.84	7	14:20.683
26	Presley Martono (INA)	Mark Burdett Motorsport (GBR)	Formula Renault	248.27	2	3:30.564
18	Alexej Korneeov (RUS)	Fortec Motorsports (GBR)	Formula Renault	247.70	3	6:55.170
22	Jean-Baptiste Simmenauer (FRA)	JD Motorsport (ITA)	Formula Renault	247.70	5	8:43.343
6	Thomas Neubauer (FRA)	Tech 1 Racing (FRA)	Formula Renault	247.13	3	6:52.340
17	Alex Peroni (AUS)	Fortec Motorsports (GBR)	Formula Renault	247.13	5	10:50.052