

Circuit de Catalunya
EUROCUP Formula Renault 2017
Free Practice

Results

27/10/2017

Ord.	Nº	Competitor	Nat.	Driver	Nat.	Catégorie	Cl.	Laps	Best	Time	Gap	Interval	Km/h
1	10	R-ACE GP	FRA	Robert SHWARTZMAN	RUS			14	11	1'42.558			163.400
2	11	JOSEF KAUFMANN RACING	GER	Sacha FENESTRAZ	FRA			13	10	1'42.691	0"133	0"133	163.189
3	4	TECH 1 RACING	FRA	Gabriel AUBRY	FRA			15	14	1'42.918	0"360	0"227	162.829
4	7	TECH 1 RACING	FRA	Max FEWTRELL	GBR	R	1º	15	13	1'43.016	0"458	0"098	162.674
5	8	R-ACE GP	FRA	Will PALMER	GBR			15	15	1'43.045	0"487	0"029	162.628
6	29	MP MOTORSPORT	NED	Richard VERSCHOOR	NED	R	2º	15	13	1'43.108	0"550	0"063	162.529
7	9	R-ACE GP	FRA	Max DEFOURNY	BEL			15	12	1'43.198	0"640	0"090	162.387
8	31	MP MOTORSPORT	NED	Neil VERHAGEN	USA	R	3º	14	11	1'43.278	0"720	0"080	162.261
9	30	MP MOTORSPORT	NED	Jarno OPMEER	NED	R	4º	13	12	1'43.347	0"789	0"069	162.153
10	40	R-ACE GP	FRA	Charles MILESI	FRA			15	12	1'43.403	0"845	0"056	162.065
11	43	R-ACE GP	FRA	Logan SARGEANT	USA	R	5º	15	15	1'43.426	0"868	0"023	162.029
12	16	AVF BY ADRIAN VALLES	ESP	Thomas RANDLE	AUS	R	6º	20	19	1'43.433	0"875	0"007	162.018
13	17	FORTEC MOTORSPORTS	GBR	Alex PERONI	AUS			16	14	1'43.444	0"886	0"011	162.001
14	33	ARDEN	GBR	Daniel TICKTUM	GBR	R	7º	17	16	1'43.465	0"907	0"021	161.968
15	18	FORTEC MOTORSPORTS	GBR	Alexey KORNEEV	RUS			21	19	1'43.590	1"032	0"125	161.772
16	1	JOSEF KAUFMANN RACING	GER	Yifei YE	CHN	R	8º	12	10	1'43.629	1"071	0"039	161.711
17	93	ARDEN	GBR	Zane GODDARD	AUS	R	9º	15	15	1'43.704	1"146	0"075	161.595
18	23	JD MOTORSPORT	ITA	Alexander VARTANYAN	RUS	R	10º	12	10	1'43.845	1"287	0"141	161.375
19	19	FORTEC MOTORSPORTS	GBR	Frank BIRD	GBR	R	11º	21	20	1'43.886	1"328	0"041	161.311
20	13	AVF BY ADRIAN VALLES	ESP	Henrique CHAVES	POR			15	12	1'43.892	1"334	0"006	161.302
21	34	ARDEN	GBR	Ghislain CORDEEL	BEL			15	13	1'43.963	1"405	0"071	161.192
22	12	R-ACE GP	FRA	Raul GUZMAN	MEX	R	12º	15	13	1'43.967	1"409	0"004	161.186
23	14	AVF BY ADRIAN VALLES	ESP	Xavier LLOVERAS	ESP			15	12	1'44.052	1"494	0"085	161.054
24	2	JOSEF KAUFMANN RACING	GER	Luis LEEDS	AUS	R	13º	13	11	1'44.076	1"518	0"024	161.017
25	22	JD MOTORSPORT	ITA	Jean-Baptiste SIMMENAUER	FRA	R	14º	19	16	1'44.150	1"592	0"074	160.903
26	6	TECH 1 RACING	FRA	Thomas NEUBAUER	FRA	R	15º	20	17	1'44.166	1"608	0"016	160.878
27	15	AVF BY ADRIAN VALLES	ESP	Axel MATUS	MEX	R	16º	14	12	1'44.221	1"663	0"055	160.793
28	5	TECH 1 RACING	FRA	Thomas MAXWELL	AUS	R	17º	15	14	1'44.327	1"769	0"106	160.630
29	21	JD MOTORSPORT	ITA	Sun YUE YANG	CHN	R	18º	18	16	1'44.388	1"830	0"061	160.536
30	26	MARK BURDETT M.	GBR	Presley MARTONO	INA	R	19º	15	14	1'44.603	2"045	0"215	160.206
31	20	FORTEC MOTORSPORTS	GBR	Najiy RAZAK	MAS			17	16	1'44.972	2"414	0"369	159.643
32	25	MARK BURDETT M.	GBR	Julia PANKIEWICZ	POL			15	14	1'46.067	3"509	1"095	157.994

Qualifying Time

110%

1'52"814

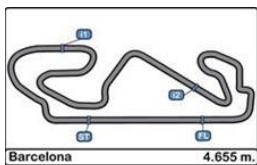
Published at:.....

Track Status

DRY

Stewards:	Race Director:	Timekeeper:
-----------	----------------	-----------------





Circuito de Catalunya
EUROCUP Formula Renault 2017
Free Practice

LAP ANALYSIS

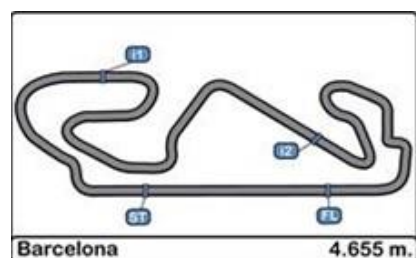
27/10/2017

Number	43			93		
Lap	Lap Time	Partial	Speed	Lap Time	Partial	Speed
1ª - 1	0'32.457	0'32.457	216.433	0'31.769	0'31.769	231.264
1ª - 2	1'14.720	0'42.263		1'16.229	0'44.460	
1ª - 3	1'51.927	0'37.207		1'53.859	0'37.630	
2ª - 1	0'30.836	0'30.836	233.262	0'31.155	0'31.155	230.770
2ª - 2	1'10.984	0'40.148		1'11.999	0'40.844	
2ª - 3	1'45.259	0'34.275		1'46.875	0'34.876	
3ª - 1	0'30.523	0'30.523	234.783	0'30.823	0'30.823	234.274
3ª - 2	1'10.459	0'39.936		1'11.536	0'40.713	
3ª - 3	1'44.709	0'34.250		1'46.264	0'34.728	
4ª - 1	0'30.464	0'30.464	236.324	0'30.617	0'30.617	235.808
4ª - 2	1'10.423	0'39.959		1'10.967	0'40.350	
4ª - 3	1'44.619	0'34.196		1'45.534	0'34.567	
5ª - 1	0'30.536	0'30.536	236.324	0'34.341	0'34.341	238.939
5ª - 2	1'10.260	0'39.724		1'23.781	0'49.440	
5ª - 3	1'44.359	0'34.099		2'04.359	0'40.578	
6ª - 1	0'30.356	0'30.356	237.363	0'30.818	0'30.818	233.767
6ª - 2	1'11.891	0'41.535		1'10.926	0'40.108	
6ª - 3	1'52.695	0'40.804	PIT	1'45.334	0'34.408	
7ª - 1	8'00.979	8'00.979	134.162	0'30.459	0'30.459	237.886
7ª - 2	8'51.952	0'50.973		1'10.582	0'40.123	
7ª - 3	9'30.482	0'38.530		1'44.996	0'34.414	
8ª - 1	0'34.639	0'34.639	190.813	0'30.474	0'30.474	236.843
8ª - 2	1'16.491	0'41.852		1'10.464	0'39.990	
8ª - 3	1'51.796	0'35.305		1'52.388	0'41.924	PIT
9ª - 1	0'30.367	0'30.367	234.274	11'37.988	11'37.988	143.809
9ª - 2	1'10.029	0'39.662		12'24.037	0'46.049	
9ª - 3	1'43.821	0'33.792		13'07.436	0'43.399	
10ª - 1	0'30.135	0'30.135	236.843	0'32.196	0'32.196	233.262
10ª - 2	1'09.683	0'39.548		1'16.662	0'44.466	
10ª - 3	1'43.701	0'34.018		1'53.112	0'36.450	
11ª - 1	0'34.722	0'34.722	236.324	0'30.414	0'30.414	235.808
11ª - 2	1'21.151	0'46.429		1'10.111	0'39.697	
11ª - 3	1'55.237	0'34.086		1'44.243	0'34.132	
12ª - 1	0'30.195	0'30.195	236.324	0'30.251	0'30.251	236.324
12ª - 2	1'09.632	0'39.437		1'09.875	0'39.624	
12ª - 3	1'43.521	0'33.889		1'43.954	0'34.079	
13ª - 1	0'30.166	0'30.166	237.363	0'30.235	0'30.235	235.808
13ª - 2	1'09.637	0'39.471		1'09.747	0'39.512	
13ª - 3	1'43.599	0'33.962		1'43.733	0'33.986	
14ª - 1	0'30.145	0'30.145	237.886	0'30.207	0'30.207	236.324
14ª - 2	1'09.480	0'39.335		1'09.656	0'39.449	
14ª - 3	1'43.426	0'33.946		1'43.704	0'34.048	
15ª - 1	0'33.459	0'33.459	230.770	0'30.285	0'30.285	236.843
15ª - 2	1'18.844	0'45.385		1'09.901	0'39.616	
15ª - 3						
16ª - 1						
16ª - 2						
16ª - 3						
17ª - 1						
17ª - 2						
17ª - 3						
18ª - 1						
18ª - 2						
18ª - 3						
19ª - 1						
19ª - 2						
19ª - 3						
20ª - 1						
20ª - 2						
20ª - 3						

Ideal Lap	
0'30.135	0'30.135
1'09.470	0'39.335
1'43.262	0'33.792

Ideal Lap	
0'30.207	0'30.207
1'09.656	0'39.449
1'43.642	0'33.986

Ideal Best Lap	
0'29.957	0'29.957
1'08.983	0'39.026



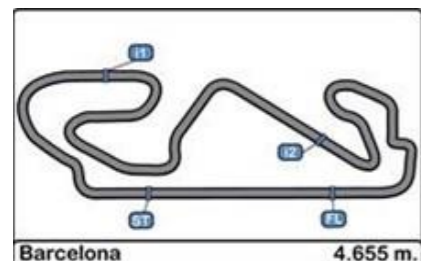
Circuit de Catalunya
EUROCUP Formula Renault 2017
Free Practice

Best Sectors Results

27/10/2017

Sector - 1		Sector - 2		Sector - 3		Ideal Lap vs Best Lap					
Ord.	Nº Driver	Time	Nº Driver	Time	Nº Driver	Time	Ord.	Nº Driver	Ideal Lap	Best Lap	Ord.
1	11 Sacha FENESTRAZ	29.957	8 Will PALMER	39.026	10 Robert SHWARTZMAN	33.444	1	10 Robert SHWARTZMAN	1'42.552	1'42.558	1
2	4 Gabriel AUBRY	29.960	10 Robert SHWARTZMAN	39.049	11 Sacha FENESTRAZ	33.590	2	11 Sacha FENESTRAZ	1'42.605	1'42.691	2
3	8 Will PALMER	29.965	11 Sacha FENESTRAZ	39.058	4 Gabriel AUBRY	33.638	3	8 Will PALMER	1'42.676	1'43.045	5
4	7 Max FEWTRELL	30.043	9 Max DEFOURNY	39.158	40 Charles MILESI	33.641	4	4 Gabriel AUBRY	1'42.791	1'42.918	3
5	29 Richard VERSCHOOR	30.054	29 Richard VERSCHOOR	39.177	9 Max DEFOURNY	33.684	5	29 Richard VERSCHOOR	1'42.932	1'43.108	6
6	10 Robert SHWARTZMAN	30.059	7 Max FEWTRELL	39.182	8 Will PALMER	33.685	6	7 Max FEWTRELL	1'42.936	1'43.016	4
7	23 Alexander VARTANYAN	30.104	4 Gabriel AUBRY	39.193	29 Richard VERSCHOOR	33.701	7	9 Max DEFOURNY	1'43.006	1'43.198	7
8	43 Logan SARGEANT	30.135	31 Neil VERHAGEN	39.286	7 Max FEWTRELL	33.711	8	31 Neil VERHAGEN	1'43.200	1'43.278	8
9	9 Max DEFOURNY	30.164	16 Thomas RANDLE	39.292	30 Jarno OPMEER	33.719	9	43 Logan SARGEANT	1'43.262	1'43.426	11
10	1 Yifei YE	30.180	33 Daniel TICKTUM	39.316	31 Neil VERHAGEN	33.732	10	30 Jarno OPMEER	1'43.289	1'43.347	9
11	31 Neil VERHAGEN	30.182	43 Logan SARGEANT	39.335	43 Logan SARGEANT	33.792	11	33 Daniel TICKTUM	1'43.361	1'43.465	14
12	34 Ghislain CORDEEL	30.192	30 Jarno OPMEER	39.337	33 Daniel TICKTUM	33.805	12	40 Charles MILESI	1'43.403	1'43.403	10
13	93 Zane GODDARD	30.207	17 Alex PERONI	39.358	18 Alexey KORNEEV	33.838	13	16 Thomas RANDLE	1'43.421	1'43.433	12
14	16 Thomas RANDLE	30.221	18 Alexey KORNEEV	39.378	17 Alex PERONI	33.856	14	17 Alex PERONI	1'43.444	1'43.444	13
15	17 Alex PERONI	30.230	40 Charles MILESI	39.436	34 Ghislain CORDEEL	33.858	15	1 Yifei YE	1'43.568	1'43.629	16
16	30 Jarno OPMEER	30.233	23 Alexander VARTANYAN	39.439	16 Thomas RANDLE	33.908	16	18 Alexey KORNEEV	1'43.589	1'43.590	15
17	6 Thomas NEUBAUER	30.234	1 Yifei YE	39.440	1 Yifei YE	33.948	17	93 Zane GODDARD	1'43.642	1'43.704	17
18	22 Jean-Baptiste SIMMENAUER	30.238	93 Zane GODDARD	39.449	2 Luis LEEDS	33.975	18	23 Alexander VARTANYAN	1'43.654	1'43.845	18
19	33 Daniel TICKTUM	30.240	12 Raul GUZMAN	39.460	13 Henrique CHAVES	33.984	19	34 Ghislain CORDEEL	1'43.667	1'43.963	21
20	13 Henrique CHAVES	30.248	14 Xavier LLOVERAS	39.535	93 Zane GODDARD	33.986	20	13 Henrique CHAVES	1'43.791	1'43.892	20
21	5 Thomas MAXWELL	30.290	13 Henrique CHAVES	39.559	19 Frank BIRD	33.991	21	19 Frank BIRD	1'43.886	1'43.886	19
22	14 Xavier LLOVERAS	30.316	19 Frank BIRD	39.561	6 Thomas NEUBAUER	34.033	22	12 Raul GUZMAN	1'43.943	1'43.967	22
23	40 Charles MILESI	30.326	34 Ghislain CORDEEL	39.617	15 Axel MATUS	34.066	23	14 Xavier LLOVERAS	1'43.943	1'44.052	23
24	21 Sun YUE YANG	30.327	15 Axel MATUS	39.684	14 Xavier LLOVERAS	34.092	24	6 Thomas NEUBAUER	1'43.977	1'44.166	26
25	12 Raul GUZMAN	30.331	6 Thomas NEUBAUER	39.710	23 Alexander VARTANYAN	34.111	25	2 Luis LEEDS	1'44.076	1'44.076	24
26	2 Luis LEEDS	30.332	5 Thomas MAXWELL	39.720	12 Raul GUZMAN	34.152	26	15 Axel MATUS	1'44.106	1'44.221	27
27	19 Frank BIRD	30.334	22 Jean-Baptiste SIMMENAUER	39.721	5 Thomas MAXWELL	34.163	27	22 Jean-Baptiste SIMMENAUER	1'44.150	1'44.150	25
28	15 Axel MATUS	30.356	2 Luis LEEDS	39.769	22 Jean-Baptiste SIMMENAUER	34.191	28	5 Thomas MAXWELL	1'44.173	1'44.327	28
29	26 Presley MARTONO	30.364	21 Sun YUE YANG	39.774	26 Presley MARTONO	34.238	29	21 Sun YUE YANG	1'44.388	1'44.388	29
30	18 Alexey KORNEEV	30.373	26 Presley MARTONO	39.811	21 Sun YUE YANG	34.287	30	26 Presley MARTONO	1'44.413	1'44.603	30
31	20 Najiy RAZAK	30.631	20 Najiy RAZAK	39.959	20 Najiy RAZAK	34.336	31	20 Najiy RAZAK	1'44.926	1'44.972	31
32	25 Julia PANKIEWICZ	30.783	25 Julia PANKIEWICZ	40.443	25 Julia PANKIEWICZ	34.633	32	25 Julia PANKIEWICZ	1'45.859	1'46.067	32





Circuit de Catalunya
EUROCUP Formula Renault 2017
Free Practice

Best Top Speeds

27/10/2017

Ord.	N°	Competitor	Nat.	Driver	Nat.	Catégorie	Cla.	Top 1		Top 2		Top 3		Top 4		Top 5		Avg.
								Km/h	Lap	Km/h	Lap	Km/h	Lap	Km/h	Lap	Km/h	Lap	
1	2	JOSEF KAUFMANN RACING	GER	Luis LEEDS	AUS	R	1°	238.938	11	237.363	12	236.842	13	236.324	14	235.294	7	236.952
2	93	ARDEN	GBR	Zane GODDARD	AUS	R	2°	238.938	6	237.885	8	236.842	9	236.842	16	236.324	13	237.366
3	7	TECH 1 RACING	FRA	Max FEWTRELL	GBR	R	3°	238.411	8	237.885	4	237.363	12	237.363	13	236.842	6	237.573
4	9	R-ACE GP	FRA	Max DEFOURNY	BEL			238.411	13	237.885	15	236.324	6	235.808	7	235.808	8	236.847
5	14	AVF BY ADRIAN VALLES	ESP	Xavier LLOVERAS	ESP			238.411	15	237.363	7	237.363	8	237.363	12	236.842	4	237.468
6	21	JD MOTORSPORT	ITA	Sun YUE YANG	CHN	R	4°	238.411	19	237.885	16	237.885	17	237.363	18	236.842	15	237.677
7	29	MP MOTORSPORT	NED	Richard VERSCHOOR	NED	R	5°	238.411	7	237.885	6	237.363	10	237.363	11	236.842	4	237.573
8	31	MP MOTORSPORT	NED	Neil VERHAGEN	USA	R	6°	238.411	6	236.324	5	236.324	15	235.808	4	235.808	14	236.535
9	6	TECH 1 RACING	FRA	Thomas NEUBAUER	FRA	R	7°	237.885	18	237.885	21	236.842	17	236.842	20	236.324	13	237.156
10	8	R-ACE GP	FRA	Will PALMER	GBR			237.885	13	237.885	16	236.842	8	236.842	12	236.324	5	237.156
11	16	AVF BY ADRIAN VALLES	ESP	Thomas RANDLE	AUS	R	8°	237.885	6	237.363	10	237.363	21	236.842	8	236.842	11	237.259
12	22	JD MOTORSPORT	ITA	Jean-Baptiste SIMMENAUER	FRA	R	9°	237.885	16	237.363	17	236.842	13	236.842	19	236.842	20	237.155
13	23	JD MOTORSPORT	ITA	Alexander VARTANYAN	RUS	R	10°	237.885	13	236.842	9	236.842	12	236.842	11	235.808	5	236.844
14	25	MARK BURDETT M.	GBR	Julia PANKIEWICZ	POL			237.885	14	237.363	13	237.363	16	236.842	11	236.842	15	237.259
15	30	MP MOTORSPORT	NED	Jarno OPMEER	NED	R	11°	237.885	13	234.273	4	234.273	6	233.766	7	233.261	12	234.692
16	33	ARDEN	GBR	Daniel TICKTUM	GBR	R	12°	237.885	8	236.842	10	235.808	17	235.294	7	235.294	9	236.225
17	43	R-ACE GP	FRA	Logan SARGEANT	USA	R	13°	237.885	15	237.363	7	237.363	14	236.842	11	236.324	5	237.155
18	1	JOSEF KAUFMANN RACING	GER	Yifei YE	CHN	R	14°	237.363	9	237.363	11	236.842	13	236.324	6	236.324	10	236.843
19	4	TECH 1 RACING	FRA	Gabriel AUBRY	FRA			237.363	6	237.363	7	237.363	8	236.842	12	236.842	15	237.154
20	11	JOSEF KAUFMANN RACING	GER	Sacha FENESTRAZ	FRA			237.363	13	237.363	14	237.363	12	236.842	5	236.324	11	237.051
21	26	MARK BURDETT M.	GBR	Presley MARTONO	INA	R	15°	237.363	12	237.363	13	237.363	16	236.842	6	236.842	15	237.154
22	5	TECH 1 RACING	FRA	Thomas MAXWELL	AUS	R	16°	236.842	16	235.808	4	235.294	13	235.294	14	235.294	15	235.706
23	10	R-ACE GP	FRA	Robert SHWARTZMAN	RUS			236.842	6	236.842	7	236.842	11	236.842	12	236.842	14	236.842
24	34	ARDEN	GBR	Ghislain CORDEEL	BEL			236.842	5	236.842	7	235.808	14	235.294	9	235.294	16	236.016
25	12	R-ACE GP	FRA	Raul GUZMAN	MEX	R	17°	236.324	14	236.324	15	235.808	5	234.783	4	234.783	7	235.604
26	13	AVF BY ADRIAN VALLES	ESP	Henrique CHAVES	POR			236.324	13	235.808	14	235.294	5	235.294	6	235.294	4	235.603
27	18	FORTEC MOTORSPORTS	GBR	Alexey KORNEEV	RUS			236.324	5	235.808	7	235.808	8	235.808	13	235.294	21	235.808
28	15	AVF BY ADRIAN VALLES	ESP	Axel MATUS	MEX	R	18°	235.808	10	235.808	12	235.808	15	235.294	6	234.783	3	235.500
29	17	FORTEC MOTORSPORTS	GBR	Alex PERONI	AUS			235.294	11	234.783	17	234.783	16	233.766	6	233.766	8	234.478
30	19	FORTEC MOTORSPORTS	GBR	Frank BIRD	GBR	R	19°	235.294	12	235.294	20	234.783	11	234.783	19	234.783	21	234.987
31	20	FORTEC MOTORSPORTS	GBR	Najiy RAZAK	MAS			234.783	17	234.273	6	234.273	11	234.273	13	234.273	14	234.375
32	40	R-ACE GP	FRA	Charles MILESI	FRA			234.273	13	233.261	11	233.261	12	233.261	6	233.261	15	233.464



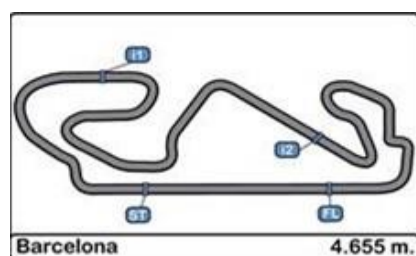


Circuit de Catalunya
EUROCUP Formula Renault 2017
Free Practice

Fastest Lap Sequence

27/10/2017

<u>Time of Day</u>	<u>Session Time</u>	<u>Nº</u>	<u>Competitor</u>	<u>Nat.</u>	<u>Driver</u>	<u>Nat.</u>	<u>Catégorie</u>	<u>Time</u>	<u>Km/h</u>	<u>Lap</u>
17:08'46.164	3'41.309	6	TECH 1 RACING	FRA	Thomas NEUBAUER	FRA	R	1'49.366	153.229	2
17:09'07.320	4'02.410	19	FORTEC MOTORSPORTS	GBR	Frank BIRD	GBR	R	1'47.692	155.610	2
17:09'34.379	4'29.423	18	FORTEC MOTORSPORTS	GBR	Alexey KORNEEV	RUS		1'47.028	156.576	2
17:11'06.630	6'01.707	17	FORTEC MOTORSPORTS	GBR	Alex PERONI	AUS		1'46.079	157.977	3
17:11'20.247	6'15.309	18	FORTEC MOTORSPORTS	GBR	Alexey KORNEEV	RUS		1'45.886	158.265	3
17:12'52.025	7'47.172	17	FORTEC MOTORSPORTS	GBR	Alex PERONI	AUS		1'45.465	158.896	4
17:14'37.020	9'32.133	17	FORTEC MOTORSPORTS	GBR	Alex PERONI	AUS		1'44.961	159.659	5
17:18'21.399	13'16.559	33	ARDEN	GBR	Daniel TICKTUM	GBR	R	1'44.758	159.969	5
17:22'57.343	17'52.352	9	R-ACE GP	FRA	Max DEFOURNY	BEL		1'44.426	160.477	4
17:25'09.621	20'04.682	11	JOSEF KAUFMANN RACING	GER	Sacha FENESTRAZ	FRA		1'43.961	161.195	3
17:25'46.657	20'41.745	10	R-ACE GP	FRA	Robert SHWARTZMAN	RUS		1'43.771	161.490	4
17:26'53.142	21'48.280	11	JOSEF KAUFMANN RACING	GER	Sacha FENESTRAZ	FRA		1'43.598	161.760	4
17:30'20.305	25'15.408	8	R-ACE GP	FRA	Will PALMER	GBR		1'43.528	161.869	6
17:47'18.159	42'13.305	8	R-ACE GP	FRA	Will PALMER	GBR		1'43.140	162.478	11
17:47'32.239	42'27.386	10	R-ACE GP	FRA	Robert SHWARTZMAN	RUS		1'42.713	163.154	10
17:48'25.399	43'20.438	11	JOSEF KAUFMANN RACING	GER	Sacha FENESTRAZ	FRA		1'42.691	163.189	10
17:49'14.841	44'09.944	10	R-ACE GP	FRA	Robert SHWARTZMAN	RUS		1'42.558	163.400	11

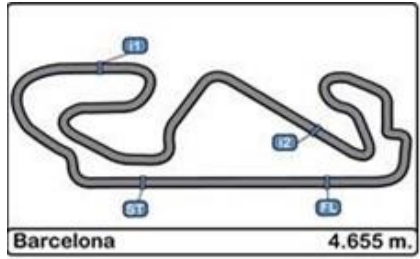


**Circuito de Catalunya
EUROCUP Formula Renault 2017**

Event Maximum Speed

27/10/2017

Ord.	Nº	Competitor	Nat.	Driver	Nat.	Catégorie	Cla.	Km/h	Lap	Session
1	1	JOSEF KAUFMANN RACING	GER	Yifei YE	CHN	R	1º	240.000	7	Collective Test
2	93	ARDEN	GBR	Zane GODDARD	AUS	R	2º	238.939	6	Free Practice
3	2	JOSEF KAUFMANN RACING	GER	Luis LEEDS	AUS	R	3º	238.938	11	Free Practice
4	22	JD MOTORSPORT	ITA	Jean-Baptiste SIMMENAUER	FRA	R	4º	238.938	9	Collective Test
5	7	TECH 1 RACING	FRA	Max FEWTRELL	GBR	R	5º	238.411	8	Free Practice
6	9	R-ACE GP	FRA	Max DEFOURNY	BEL			238.411	13	Free Practice
7	14	AVF BY ADRIAN VALLES	ESP	Xavier LLOVERAS	ESP			238.411	15	Free Practice
8	21	JD MOTORSPORT	ITA	Sun YUE YANG	CHN	R	6º	238.411	19	Free Practice
9	29	MP MOTORSPORT	NED	Richard VERSCHOOR	NED	R	7º	238.411	7	Free Practice
10	31	MP MOTORSPORT	NED	Neil VERHAGEN	USA	R	8º	238.411	6	Free Practice
11	6	TECH 1 RACING	FRA	Thomas NEUBAUER	FRA	R	9º	237.886	18	Free Practice
12	8	R-ACE GP	FRA	Will PALMER	GBR			237.886	13	Free Practice
13	10	R-ACE GP	FRA	Robert SHWARTZMAN	RUS			237.886	5	Collective Test
14	16	AVF BY ADRIAN VALLES	ESP	Thomas RANDLE	AUS	R	10º	237.886	6	Free Practice
15	23	JD MOTORSPORT	ITA	Alexander VARTANYAN	RUS	R	11º	237.886	13	Free Practice
16	25	MARK BURDETT M.	GBR	Julia PANKIEWICZ	POL			237.886	14	Free Practice
17	30	MP MOTORSPORT	NED	Jarno OPMEER	NED	R	12º	237.886	13	Free Practice
18	33	ARDEN	GBR	Daniel TICKTUM	GBR	R	13º	237.886	8	Free Practice
19	43	R-ACE GP	FRA	Logan SARGEANT	USA	R	14º	237.886	15	Free Practice
20	4	TECH 1 RACING	FRA	Gabriel AUBRY	FRA			237.363	13	Collective Test
21	11	JOSEF KAUFMANN RACING	GER	Sacha FENESTRAZ	FRA			237.363	13	Free Practice
22	26	MARK BURDETT M.	GBR	Presley MARTONO	INA	R	15º	237.363	12	Free Practice
23	5	TECH 1 RACING	FRA	Thomas MAXWELL	AUS	R	16º	236.843	4	Collective Test
24	15	AVF BY ADRIAN VALLES	ESP	Axel MATUS	MEX	R	17º	236.843	6	Collective Test
25	34	ARDEN	GBR	Ghislain CORDEEL	BEL			236.843	5	Free Practice
26	12	R-ACE GP	FRA	Raul GUZMAN	MEX	R	18º	236.324	10	Collective Test
27	13	AVF BY ADRIAN VALLES	ESP	Henrique CHAVES	POR			236.324	13	Free Practice
28	18	FORTEC MOTORSPORTS	GBR	Alexey KORNEEV	RUS			236.324	5	Free Practice
29	17	FORTEC MOTORSPORTS	GBR	Alex PERONI	AUS			235.808	8	Collective Test
30	19	FORTEC MOTORSPORTS	GBR	Frank BIRD	GBR	R	19º	235.808	9	Collective Test
31	40	R-ACE GP	FRA	Charles MILESI	FRA			235.808	11	Collective Test
32	20	FORTEC MOTORSPORTS	GBR	Najiy RAZAK	MAS			234.783	17	Free Practice



Circuit de Catalunya

EUROCUP Formula Renault 2017

Free Practice

Weather Report

27/10/2017

Track Status DRY

