

Circuit de Catalunya
EUROCUP Formula Renault 2017
Qualifying - 1

Results

28/10/2017

Ord.	Nº	Competitor	Nat.	Driver	Nat.	Catégorie	Cl.	Laps	Best	Time	Gap	Interval	Km/h
1	10	R-ACE GP	FRA	Robert SHWARTZMAN	RUS			8	6	1'41.974			164.336
2	8	R-ACE GP	FRA	Will PALMER	GBR			7	5	1'42.132	0"158	0"158	164.082
3	11	JOSEF KAUFMANN RACING	GER	Sacha FENESTRAZ	FRA			6	3	1'42.319	0"345	0"187	163.782
4	4	TECH 1 RACING	FRA	Gabriel AUBRY	FRA			7	6	1'42.364	0"390	0"045	163.710
5	7	TECH 1 RACING	FRA	Max FEWTRELL	GBR	R	1º	7	5	1'42.423	0"449	0"059	163.616
6	9	R-ACE GP	FRA	Max DEFOURNY	BEL			9	8	1'42.575	0"601	0"152	163.373
7	40	R-ACE GP	FRA	Charles MILESI	FRA	R	2º	10	8	1'42.608	0"634	0"033	163.321
8	43	R-ACE GP	FRA	Logan SARGEANT	USA	R	3º	10	9	1'42.651	0"677	0"043	163.252
9	31	MP MOTORSPORT	NED	Neil VERHAGEN	USA	R	4º	6	5	1'42.695	0"721	0"044	163.182
10	29	MP MOTORSPORT	NED	Richard VERSCHOOR	NED	R	5º	7	4	1'42.750	0"776	0"055	163.095
11	23	JD MOTORSPORT	ITA	Alexander VARTANYAN	RUS	R	6º	11	11	1'42.806	0"832	0"056	163.006
12	13	AVF BY ADRIAN VALLES	ESP	Henrique CHAVES	POR			14	12	1'42.844	0"870	0"038	162.946
13	16	AVF BY ADRIAN VALLES	ESP	Thomas RANDLE	AUS			14	13	1'42.884	0"910	0"040	162.882
14	33	ARDEN	GBR	Daniel TICKTUM	GBR	R	7º	8	8	1'42.891	0"917	0"007	162.871
15	1	JOSEF KAUFMANN RACING	GER	Yifei YE	CHN	R	8º	7	4	1'42.988	1"014	0"097	162.718
16	30	MP MOTORSPORT	NED	Jarno OPMEER	NED	R	9º	6	4	1'43.011	1"037	0"023	162.682
17	12	R-ACE GP	FRA	Raul GUZMAN	MEX	R	10º	11	8	1'43.085	1"111	0"074	162.565
18	93	ARDEN	GBR	Zane GODDARD	AUS	R	11º	8	4	1'43.091	1"117	0"006	162.555
19	17	FORTEC MOTORSPORTS	GBR	Alex PERONI	AUS			7	6	1'43.101	1"127	0"010	162.540
20	18	FORTEC MOTORSPORTS	GBR	Alexey KORNEEV	RUS			7	5	1'43.113	1"139	0"012	162.521
21	15	AVF BY ADRIAN VALLES	ESP	Axel MATUS	MEX	R	12º	14	12	1'43.297	1"323	0"184	162.231
22	5	TECH 1 RACING	FRA	Thomas MAXWELL	AUS	R	13º	7	7	1'43.305	1"331	0"008	162.219
23	2	JOSEF KAUFMANN RACING	GER	Luis LEEDS	AUS	R	14º	7	5	1'43.483	1"509	0"178	161.940
24	14	AVF BY ADRIAN VALLES	ESP	Xavier LLOVERAS	ESP	R	15º	14	12	1'43.492	1"518	0"009	161.926
25	34	ARDEN	GBR	Ghislain CORDEEL	BEL			7	5	1'43.500	1"526	0"008	161.913
26	6	TECH 1 RACING	FRA	Thomas NEUBAUER	FRA	R	16º	7	7	1'43.644	1"670	0"144	161.688
27	22	JD MOTORSPORT	ITA	Jean-Baptiste SIMMENAUER	FRA	R	17º	13	13	1'43.729	1"755	0"085	161.556
28	19	FORTEC MOTORSPORTS	GBR	Frank BIRD	GBR	R	18º	10	4	1'43.783	1"809	0"054	161.472
29	20	FORTEC MOTORSPORTS	GBR	Najiy RAZAK	MAS			7	7	1'43.878	1"904	0"095	161.324
30	26	MARK BURDETT M.	GBR	Presley MARTONO	INA	R	19º	13	12	1'43.924	1"950	0"046	161.252
31	21	JD MOTORSPORT	ITA	Sun YUE YANG	CHN	R	20º	11	8	1'44.042	2"068	0"118	161.070
32	25	MARK BURDETT M.	GBR	Julia PANKIEWICZ	POL			14	14	1'44.717	2"743	0"675	160.031

Qualifying Time

110%

1'52"171

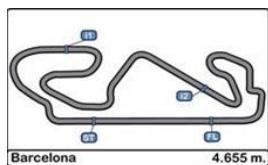
Published at:.....

Track Status

DRY

Stewards:	Race Director:	Timekeeper:
-----------	----------------	-----------------





**Circuit de Catalunya
EUROCUP Formula Renault 2017
Qualifying - 1**

LAP ANALYSIS

28/10/2017

Number	1			2			4			5			6		
Lap	Lap Time	Partial	Speed	Lap Time	Partial	Speed	Lap Time	Partial	Speed	Lap Time	Partial	Speed	Lap Time	Partial	Speed
1 ^a - 1	0'30.723	0'30.723	233.262	0'31.722	0'31.722	233.262	0'32.169	0'32.169	225.942	0'32.972	0'32.972	223.141	0'36.473	0'36.473	175.041
1 ^a - 2	1'10.591	0'39.868		1'13.402	0'41.680		1'13.977	0'41.808		1'19.416	0'46.444		1'19.479	0'43.006	
1 ^a - 3	1'44.745	0'34.154		1'48.620	0'35.218		1'48.590	0'34.613		2'03.479	0'44.063		2'03.686	0'44.207	
2 ^a - 1	0'30.231	0'30.231	234.783	0'30.384	0'30.384	236.843	0'30.153	0'30.153	235.808	0'30.535	0'30.535	236.324	0'30.428	0'30.428	235.808
2 ^a - 2	1'09.635	0'39.404		1'10.000	0'39.616		1'09.326	0'39.173		1'10.157	0'39.622		1'09.995	0'39.567	
2 ^a - 3	1'43.272	0'33.637		1'43.928	0'33.928		1'42.842	0'33.516		1'44.078	0'33.921		1'44.071	0'34.076	
3 ^a - 1	0'30.029	0'30.029	235.295	0'30.118	0'30.118	236.324	0'29.989	0'29.989	236.843	0'30.211	0'30.211	236.843	0'30.290	0'30.290	236.843
3 ^a - 2	1'09.401	0'39.372		1'09.759	0'39.641		1'08.903	0'38.914		1'09.537	0'39.326		1'09.846	0'39.556	
3 ^a - 3	1'42.988	0'33.587		1'43.552	0'33.793		1'42.681	0'33.778		1'43.484	0'33.947		1'43.825	0'33.979	
4 ^a - 1	0'30.980	0'30.980	237.363	0'30.096	0'30.096	236.324	0'33.392	0'33.392	211.765	0'30.132	0'30.132	234.274	0'32.135	0'32.135	236.843
4 ^a - 2	1'12.052	0'41.072		1'09.594	0'39.498		1'14.354	0'40.962		1'10.284	0'40.152		1'15.447	0'43.312	
4 ^a - 3	1'46.245	0'34.193		1'43.483	0'33.889		1'48.383	0'34.029		1'51.962	0'41.678		1'49.433	0'33.986	
5 ^a - 1	0'30.212	0'30.212	235.295	0'30.127	0'30.127	237.363	0'30.060	0'30.060	237.363	0'30.199	0'30.199	237.363	0'30.300	0'30.300	236.843
5 ^a - 2	1'09.765	0'39.553		1'09.642	0'39.515		1'09.013	0'38.953		1'09.625	0'39.426		1'09.719	0'39.419	
5 ^a - 3	1'43.636	0'33.871		1'43.718	0'34.076		1'42.364	0'33.351		1'43.707	0'34.082		1'51.456	0'41.737	
6 ^a - 1	0'30.170	0'30.170	236.324	0'30.187	0'30.187	237.363	0'29.968	0'29.968	236.324	0'30.192	0'30.192	237.363	0'30.222	0'30.222	237.363
6 ^a - 2	1'09.701	0'39.531		1'09.884	0'39.697		1'08.880	0'38.912		1'09.543	0'39.351		1'09.672	0'39.450	
6 ^a - 3	1'43.595	0'33.894		1'43.953	0'34.069		1'42.597	0'33.717		1'43.305	0'33.762		1'43.644	0'33.972	
7 ^a - 1	0'37.125	0'37.125	236.843	0'32.375	0'32.375	235.295	0'34.657	0'34.657	232.258	0'33.532	0'33.532	219.960	0'34.551	0'34.551	235.295
7 ^a - 2	1'32.419	0'55.294		1'15.455	0'43.080		1'24.519	0'49.862		1'18.594	0'45.062		1'19.553	0'45.002	
7 ^a - 3															
8 ^a - 1															
8 ^a - 2															
8 ^a - 3															
9 ^a - 1															
9 ^a - 2															
9 ^a - 3															
10 ^a - 1															
10 ^a - 2															
10 ^a - 3															
11 ^a - 1															
11 ^a - 2															
11 ^a - 3															
12 ^a - 1															
12 ^a - 2															
12 ^a - 3															
13 ^a - 1															
13 ^a - 2															
13 ^a - 3															

Ideal Lap	
0'30.029	0'30.029
1'09.401	0'39.372
1'42.988	0'33.587

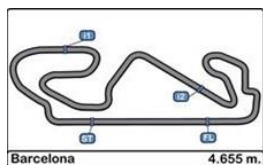
Ideal Lap	
0'30.096	0'30.096
1'09.594	0'39.498
1'43.387	0'33.793

Ideal Lap	
0'29.968	0'29.968
1'08.880	0'38.912
1'42.231	0'33.351

Ideal Lap	
0'30.132	0'30.132
1'09.458	0'39.326
1'43.220	0'33.762

Ideal Lap	
0'30.222	0'30.222
1'09.641	0'39.419
1'43.613	0'33.972

Ideal Best Lap	
0'29.833	0'29.833
1'08.616	0'38.783
1'41.842	0'33.226



Circuito de Catalunya
EUROCUP Formula Renault 2017
Qualifying - 1

LAP ANALYSIS

28/10/2017

Number	7			8			9			10			11			
	Lap	Lap Time	Partial	Speed	Lap Time	Partial	Speed	Lap Time	Partial	Speed	Lap Time	Partial	Speed	Lap Time	Partial	Speed
1 ^a - 1	0'31.095	0'31.095		228.814	3'50.261	3'50.261	137.756	0'34.588	0'34.588	216.433	0'31.668	0'31.668	229.300	0'30.428	0'30.428	233.262
1 ^a - 2	1'14.746	0'43.651			4'34.879	0'44.618		1'17.939	0'43.351		1'11.721	0'40.053		1'09.913	0'39.485	
1 ^a - 3	1'53.271	0'38.525			5'12.138	0'37.259		1'52.614	0'34.675		1'51.622	0'39.901	PIT	1'43.446	0'33.533	
2 ^a - 1	0'30.268	0'30.268		236.324	0'32.003	0'32.003	229.788	0'30.246	0'30.246	235.808	5'59.569	5'59.569	168.225	0'29.930	0'29.930	234.783
2 ^a - 2	1'09.647	0'39.379			1'13.231	0'41.228		1'09.517	0'39.271		6'42.076	0'42.507		1'08.826	0'38.896	
2 ^a - 3	1'43.303	0'33.656			1'48.406	0'35.175		1'43.160	0'33.643		7'20.441	0'38.365		1'42.319	0'33.493	
3 ^a - 1	0'30.036	0'30.036		237.363	0'30.115	0'30.115	233.262	0'30.130	0'30.130	235.295	0'31.079	0'31.079	229.300	0'29.869	0'29.869	240.001
3 ^a - 2	1'09.049	0'39.013			1'08.968	0'38.853		1'09.281	0'39.151		1'10.766	0'39.687		1'08.841	0'38.972	
3 ^a - 3	1'42.485	0'33.436			1'42.517	0'33.549		1'48.112	0'38.831	PIT	1'44.614	0'33.848		1'42.493	0'33.652	
4 ^a - 1	0'29.970	0'29.970		237.363	0'29.892	0'29.892	235.295	7'01.418	7'01.418	151.686	0'30.188	0'30.188	235.808	0'34.890	0'34.890	239.468
4 ^a - 2	1'08.894	0'38.924			1'08.735	0'38.843		7'48.573	0'47.155		1'09.076	0'38.888		1'16.877	0'41.987	
4 ^a - 3	1'42.423	0'33.529			1'42.132	0'33.397		8'29.802	0'41.229		1'42.302	0'33.226		1'51.083	0'34.206	
5 ^a - 1	0'30.947	0'30.947		236.843	0'29.983	0'29.983	236.324	0'34.234	0'34.234	193.203	0'29.833	0'29.833	237.363	0'30.080	0'30.080	236.324
5 ^a - 2	1'15.140	0'44.193			1'10.439	0'40.456		1'16.286	0'42.052		1'08.616	0'38.783		1'09.227	0'39.147	
5 ^a - 3	1'50.667	0'35.527			1'45.616	0'35.177		1'50.883	0'34.597		1'41.974	0'33.358		1'42.858	0'33.631	
6 ^a - 1	0'30.014	0'30.014		236.843	0'29.904	0'29.904	235.295	0'30.272	0'30.272	233.262	0'29.980	0'29.980	237.363	0'30.540	0'30.540	236.843
6 ^a - 2	1'08.989	0'38.975			1'08.837	0'38.933		1'09.334	0'39.062		1'08.949	0'38.969		1'18.891	0'48.351	
6 ^a - 3	1'42.665	0'33.676			1'42.138	0'33.301		1'42.762	0'33.428		1'42.278	0'33.329				
7 ^a - 1	0'32.361	0'32.361		237.363	0'30.953	0'30.953	235.808	0'29.972	0'29.972	235.295	0'30.039	0'30.039	237.363			
7 ^a - 2	1'18.172	0'45.811			1'13.398	0'42.445		1'09.100	0'39.128		1'15.818	0'45.779				
7 ^a - 3								1'42.575	0'33.475		1'55.565	0'39.747				
8 ^a - 1								0'30.115	0'30.115	237.363	0'30.040	0'30.040	236.843			
8 ^a - 2								1'09.280	0'39.165		1'09.173	0'39.133				
8 ^a - 3								1'42.743	0'33.463							
9 ^a - 1								0'41.913	0'41.913	172.249						
9 ^a - 2								1'26.415	0'44.502							
9 ^a - 3																
10 ^a - 1																
10 ^a - 2																
10 ^a - 3																
11 ^a - 1																
11 ^a - 2																
11 ^a - 3																
12 ^a - 1																
12 ^a - 2																
12 ^a - 3																
13 ^a - 1																
13 ^a - 2																
13 ^a - 3																

Ideal Lap	
0'29.970	0'29.970
1'08.894	0'38.924
1'42.330	0'33.436

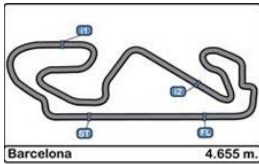
Ideal Lap	
0'29.892	0'29.892
1'08.735	0'38.843
1'42.036	0'33.301

Ideal Lap	
0'29.972	0'29.972
1'09.034	0'39.062
1'42.462	0'33.428

Ideal Lap	
0'29.833	0'29.833
1'08.616	0'38.783
1'41.842	0'33.226

Ideal Lap	
0'29.869	0'29.869
1'08.765	0'38.896
1'42.258	0'33.493

Ideal Best Lap	
0'29.833	0'29.833
1'08.616	0'38.783
1'41.842	0'33.226



Circuit de Catalunya
EUROCUP Formula Renault 2017
Qualifying - 1

LAP ANALYSIS

28/10/2017

Number	12			13			14			15			16		
Lap	Lap Time	Partial	Speed	Lap Time	Partial	Speed	Lap Time	Partial	Speed	Lap Time	Partial	Speed	Lap Time	Partial	Speed
1 ^a - 1	0'34.907	0'34.907	206.897	0'31.619	0'31.619	230.770	0'31.376	0'31.376	229.788	0'32.423	0'32.423	229.300	0'32.136	0'32.136	227.369
1 ^a - 2	1'20.027	0'45.120		1'12.752	0'41.133		1'12.137	0'40.761		1'13.980	0'41.557		1'14.299	0'42.163	
1 ^a - 3	2'01.742	0'41.715		1'48.736	0'35.984		1'48.813	0'36.676		1'48.745	0'34.765		1'49.224	0'34.925	
2 ^a - 1	0'30.581	0'30.581	233.767	0'30.673	0'30.673	232.759	0'30.639	0'30.639	236.843	0'31.176	0'31.176	233.262	0'30.738	0'30.738	235.295
2 ^a - 2	1'10.520	0'39.939		1'10.520	0'39.847		1'10.719	0'40.080		1'12.047	0'40.871		1'10.834	0'40.096	
2 ^a - 3	1'44.546	0'34.026		1'44.894	0'34.374		1'45.181	0'34.462		1'46.550	0'34.503		1'45.133	0'34.299	
3 ^a - 1	0'30.456	0'30.456	234.783	0'30.467	0'30.467	233.262	0'30.299	0'30.299	237.363	0'30.722	0'30.722	234.274	0'30.476	0'30.476	234.783
3 ^a - 2	1'11.531	0'41.075		1'10.238	0'39.771		1'09.990	0'39.691		1'10.883	0'40.161		1'10.236	0'39.760	
3 ^a - 3	1'51.768	0'40.237	PIT	1'44.365	0'34.127		1'44.167	0'34.177		1'45.143	0'34.260		1'44.273	0'34.037	
4 ^a - 1	4'37.264	4'37.264	173.634	0'30.409	0'30.409	234.274	0'30.291	0'30.291	236.324	0'30.563	0'30.563	233.767	0'30.369	0'30.369	236.324
4 ^a - 2	5'21.667	0'44.403		1'10.144	0'39.735		1'10.004	0'39.713		1'10.668	0'40.105		1'10.065	0'39.696	
4 ^a - 3	5'59.216	0'37.549		1'44.426	0'34.282		1'44.155	0'34.151		1'44.818	0'34.150		1'44.164	0'34.099	
5 ^a - 1	0'32.390	0'32.390	227.369	0'30.405	0'30.405	234.274	0'30.287	0'30.287	235.295	0'30.595	0'30.595	233.767	0'30.272	0'30.272	237.363
5 ^a - 2	1'18.040	0'45.650		1'10.225	0'39.820		1'09.840	0'39.553		1'10.508	0'39.913		1'09.877	0'39.605	
5 ^a - 3	1'58.812	0'40.772		1'44.338	0'34.113		1'43.905	0'34.065		1'44.728	0'34.220		1'43.940	0'34.063	
6 ^a - 1	0'30.308	0'30.308	233.767	0'30.508	0'30.508	234.274	0'30.331	0'30.331	235.295	0'30.490	0'30.490	235.295	0'30.271	0'30.271	236.843
6 ^a - 2	1'09.559	0'39.251		1'10.151	0'39.643		1'10.256	0'39.925		1'10.522	0'40.032		1'09.873	0'39.602	
6 ^a - 3	1'43.454	0'33.895		1'44.474	0'34.323		1'50.179	0'39.923	PIT	1'44.636	0'34.114		1'44.099	0'34.226	
7 ^a - 1	0'30.122	0'30.122	236.324	0'30.848	0'30.848	233.767	6'33.829	6'33.829	171.157	0'31.014	0'31.014	235.295	0'30.419	0'30.419	236.843
7 ^a - 2	1'09.262	0'39.140		1'12.079	0'41.231		7'16.163	0'42.334		1'12.038	0'41.024		1'09.971	0'39.552	
7 ^a - 3	1'43.085	0'33.823		1'55.107	0'43.028	PIT	7'51.349	0'35.186		1'50.211	0'38.173	PIT	1'50.805	0'40.834	PIT
8 ^a - 1	0'30.107	0'30.107	234.783	5'05.233	5'05.233	130.121	0'30.989	0'30.989	230.770	4'58.997	4'58.997	146.740	4'35.480	4'35.480	135.169
8 ^a - 2	1'09.511	0'39.404		5'47.948	0'42.715		1'12.866	0'41.877		5'41.616	0'42.619		5'22.380	0'46.900	
8 ^a - 3	1'43.271	0'33.760		6'23.851	0'35.903		1'51.936	0'39.070		6'17.304	0'35.688		5'58.708	0'36.328	
9 ^a - 1	0'31.439	0'31.439	236.324	0'31.261	0'31.261	232.259	0'30.316	0'30.316	235.295	0'31.214	0'31.214	231.760	0'31.897	0'31.897	231.264
9 ^a - 2	1'13.074	0'41.635		1'13.685	0'42.424		1'09.815	0'39.499		1'12.380	0'41.166		1'13.405	0'41.508	
9 ^a - 3	1'47.169	0'34.095		1'48.409	0'34.724		1'43.618	0'33.803		1'46.856	0'34.476		1'49.009	0'35.604	
10 ^a - 1	0'30.086	0'30.086	234.274	0'30.462	0'30.462	232.259	0'30.271	0'30.271	236.843	0'30.392	0'30.392	235.295	0'30.226	0'30.226	235.295
10 ^a - 2	1'09.419	0'39.333		1'09.715	0'39.253		1'09.737	0'39.466		1'09.944	0'39.552		1'09.405	0'39.179	
10 ^a - 3	1'43.193	0'33.774		1'43.372	0'33.657		1'43.512	0'33.775		1'43.714	0'33.770		1'42.990	0'33.585	
11 ^a - 1	0'32.586	0'32.586	222.681	0'30.119	0'30.119	233.767	0'30.164	0'30.164	236.324	0'30.095	0'30.095	236.843	0'30.032	0'30.032	237.886
11 ^a - 2	1'14.816	0'42.230		1'09.167	0'39.048		1'09.719	0'39.555		1'09.544	0'39.449		1'11.369	0'41.337	
11 ^a - 3				1'42.844	0'33.677		1'43.492	0'33.773		1'43.297	0'33.753		1'45.202	0'33.833	
12 ^a - 1				0'30.076	0'30.076	234.783	0'30.161	0'30.161	229.788	0'30.261	0'30.261	235.808	0'30.114	0'30.114	237.886
12 ^a - 2				1'12.297	0'42.221		1'11.910	0'41.749		1'09.950	0'39.689		1'09.247	0'39.133	
12 ^a - 3				1'48.116	0'35.819		1'47.331	0'35.421		1'43.886	0'33.936		1'42.884	0'33.637	
13 ^a - 1				0'30.197	0'30.197	234.783	0'30.206	0'30.206	237.886	0'30.369	0'30.369	232.759	0'30.144	0'30.144	236.843
13 ^a - 2				1'09.422	0'39.225		1'10.161	0'39.955		1'10.146	0'39.777		1'09.347	0'39.203	
13 ^a - 3				1'52.772	0'43.350	PIT	1'44.234	0'34.073		1'50.583	0'40.437	PIT	1'43.191	0'33.844	

Ideal Lap	
0'30.086	0'30.086
1'09.226	0'39.140
1'42.986	0'33.760

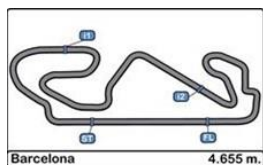
Ideal Lap	
0'30.076	0'30.076
1'09.124	0'39.048
1'42.781	0'33.657

Ideal Lap	
0'30.161	0'30.161
1'09.627	0'39.466
1'43.400	0'33.773

Ideal Lap	
0'30.095	0'30.095
1'09.544	0'39.449
1'43.297	0'33.753

Ideal Lap	
0'30.032	0'30.032
1'09.165	0'39.133
1'42.750	0'33.585

Ideal Best Lap	
0'29.833	0'29.833
1'08.616	0'38.783
1'41.842	0'33.226



**Circuito de Catalunya
EUROCUP Formula Renault 2017
Qualifying - 1**

LAP ANALYSIS

28/10/2017

Number	17			18			19			20			21		
Lap	Lap Time	Partial	Speed	Lap Time	Partial	Speed	Lap Time	Partial	Speed	Lap Time	Partial	Speed	Lap Time	Partial	Speed
1 ^a - 1	0'34.293	0'34.293	188.482	0'31.376	0'31.376	225.942	0'31.469	0'31.469	227.849	0'32.981	0'32.981	229.300	0'31.613	0'31.613	214.712
1 ^a - 2	1'18.239	0'43.946		1'14.167	0'42.791		1'16.942	0'45.473		1'15.777	0'42.796		1'12.801	0'41.188	
1 ^a - 3	2'02.967	0'44.728		1'56.208	0'42.041		1'51.503	0'34.561		1'50.764	0'34.987		1'47.765	0'34.964	
2 ^a - 1	0'30.409	0'30.409	233.262	0'30.535	0'30.535	233.767	0'30.676	0'30.676	233.767	0'30.707	0'30.707	233.262	0'30.853	0'30.853	235.295
2 ^a - 2	1'09.786	0'39.377		1'10.339	0'39.804		1'10.455	0'39.779		1'10.974	0'40.267		1'11.252	0'40.399	
2 ^a - 3	1'43.771	0'33.985		1'44.286	0'33.947		1'44.492	0'34.037		1'45.354	0'34.380		1'45.962	0'34.710	
3 ^a - 1	0'30.258	0'30.258	234.274	0'30.429	0'30.429	235.295	0'30.356	0'30.356	233.767	0'30.537	0'30.537	235.295	0'30.633	0'30.633	235.808
3 ^a - 2	1'09.693	0'39.435		1'09.850	0'39.421		1'09.843	0'39.487		1'10.489	0'39.952		1'10.823	0'40.190	
3 ^a - 3	1'43.489	0'33.796		1'43.547	0'33.697		1'43.783	0'33.940		1'44.560	0'34.071		1'45.414	0'34.591	
4 ^a - 1	0'30.096	0'30.096	233.262	0'30.233	0'30.233	233.767	0'30.371	0'30.371	233.767	0'30.492	0'30.492	234.783	0'30.702	0'30.702	236.324
4 ^a - 2	1'09.476	0'39.380		1'09.555	0'39.322		1'09.936	0'39.565		1'10.027	0'39.535		1'10.908	0'40.206	
4 ^a - 3	1'43.275	0'33.799		1'43.113	0'33.558		1'43.803	0'33.867		1'43.962	0'33.935		1'51.464	0'40.556	PIT
5 ^a - 1	0'30.132	0'30.132	235.295	0'30.216	0'30.216	235.295	0'30.411	0'30.411	233.262	0'30.397	0'30.397	234.783	7'50.908	7'50.908	175.325
5 ^a - 2	1'09.421	0'39.289		1'09.513	0'39.297		1'10.144	0'39.733		1'10.088	0'39.691		8'34.845	0'43.937	
5 ^a - 3	1'43.101	0'33.680		1'45.887	0'36.374		1'44.245	0'34.101		1'44.590	0'34.502		9'16.173	0'41.328	
6 ^a - 1	0'30.229	0'30.229	235.808	0'30.152	0'30.152	236.843	0'31.794	0'31.794	234.274	0'30.445	0'30.445	234.274	0'31.783	0'31.783	210.938
6 ^a - 2	1'09.530	0'39.301		1'09.597	0'39.445		1'12.099	0'40.305		1'09.916	0'39.471		1'14.624	0'42.841	
6 ^a - 3	1'43.288	0'33.758		1'43.308	0'33.711		1'49.114	0'37.015		1'43.878	0'33.962		1'53.863	0'39.239	
7 ^a - 1	0'32.854	0'32.854	230.278	0'32.152	0'32.152	234.783	0'30.520	0'30.520	236.324	0'30.770	0'30.770	233.767	0'30.288	0'30.288	236.324
7 ^a - 2	1'19.099	0'46.245		1'16.699	0'44.547		1'10.388	0'39.868		1'11.683	0'40.913		1'09.896	0'39.608	
7 ^a - 3							1'44.448	0'34.060					1'44.042	0'34.146	
8 ^a - 1							0'30.376	0'30.376	235.808				0'30.200	0'30.200	238.938
8 ^a - 2							1'10.243	0'39.867					1'10.055	0'39.855	
8 ^a - 3							1'44.340	0'34.097					1'44.339	0'34.284	
9 ^a - 1							0'30.734	0'30.734	236.324				0'30.200	0'30.200	237.363
9 ^a - 2							1'11.563	0'40.829					1'09.839	0'39.639	
9 ^a - 3							1'51.719	0'40.156	PIT				1'44.382	0'34.543	
10 ^a - 1													0'30.227	0'30.227	238.411
10 ^a - 2													1'09.958	0'39.731	
10 ^a - 3													1'44.135	0'34.177	
11 ^a - 1													0'30.294	0'30.294	239.468
11 ^a - 2													1'10.215	0'39.921	
11 ^a - 3															
12 ^a - 1															
12 ^a - 2															
12 ^a - 3															
13 ^a - 1															
13 ^a - 2															
13 ^a - 3															

Ideal Lap	
0'30.096	0'30.096
1'09.385	0'39.289
1'43.065	0'33.680

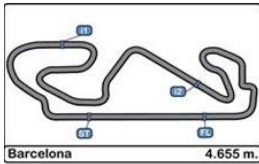
Ideal Lap	
0'30.152	0'30.152
1'09.449	0'39.297
1'43.007	0'33.558

Ideal Lap	
0'30.356	0'30.356
1'09.843	0'39.487
1'43.710	0'33.867

Ideal Lap	
0'30.397	0'30.397
1'09.868	0'39.471
1'43.803	0'33.935

Ideal Lap	
0'30.200	0'30.200
1'09.808	0'39.608
1'43.954	0'34.146

Ideal Best Lap	
0'29.833	0'29.833
1'08.616	0'38.783
1'41.842	0'33.226



**Circuito de Catalunya
EUROCUP Formula Renault 2017
Qualifying - 1**

LAP ANALYSIS

28/10/2017

Number	22			23			25			26			29		
	Lap Time	Partial	Speed	Lap Time	Partial	Speed	Lap Time	Partial	Speed	Lap Time	Partial	Speed	Lap Time	Partial	Speed
1ª - 1	0'31.274	0'31.274	233.767	0'31.811	0'31.811	225.000	0'32.261	0'32.261	221.766	0'31.863	0'31.863	225.470	0'30.691	0'30.691	234.274
1ª - 2	1'12.484	0'41.210		1'17.765	0'45.954		1'13.784	0'41.523		1'13.064	0'41.201		1'10.493	0'39.802	
1ª - 3	1'48.124	0'35.640		2'00.018	0'42.253		1'48.997	0'35.213		1'48.027	0'34.963		1'44.557	0'34.064	
2ª - 1	0'30.647	0'30.647	235.808	0'30.726	0'30.726	232.759	0'31.116	0'31.116	235.808	0'30.760	0'30.760	234.274	0'30.208	0'30.208	235.808
2ª - 2	1'11.147	0'40.500		1'10.569	0'39.843		1'11.967	0'40.851		1'10.878	0'40.118		1'09.594	0'39.386	
2ª - 3	1'46.086	0'34.939		1'45.212	0'34.643		1'46.694	0'34.727		1'45.434	0'34.556		1'43.222	0'33.628	
3ª - 1	0'30.433	0'30.433	235.808	0'30.521	0'30.521	233.767	0'30.758	0'30.758	235.808	0'30.701	0'30.701	236.843	0'30.088	0'30.088	236.324
3ª - 2	1'10.634	0'40.201		1'10.299	0'39.778		1'11.178	0'40.420		1'10.857	0'40.156		1'09.242	0'39.154	
3ª - 3	1'45.325	0'34.691		1'44.696	0'34.397		1'45.579	0'34.401		1'45.360	0'34.503		1'42.750	0'33.508	
4ª - 1	0'30.444	0'30.444	235.295	0'30.328	0'30.328	234.783	0'30.657	0'30.657	236.843	0'30.754	0'30.754	237.363	0'30.029	0'30.029	236.324
4ª - 2	1'10.487	0'40.043		1'09.742	0'39.414		1'11.136	0'40.479		1'10.916	0'40.162		1'09.206	0'39.177	
4ª - 3	1'45.312	0'34.825		1'43.930	0'34.188		1'45.596	0'34.460		1'45.406	0'34.490		1'42.790	0'33.584	
5ª - 1	0'30.781	0'30.781	235.808	0'30.317	0'30.317	236.324	0'30.666	0'30.666	237.363	0'30.444	0'30.444	237.363	0'29.967	0'29.967	236.324
5ª - 2	1'12.065	0'41.284		1'09.725	0'39.408		1'10.873	0'40.207		1'10.429	0'39.985		1'15.300	0'45.333	
5ª - 3	1'53.334	0'41.269	PIT	1'43.938	0'34.213		1'45.502	0'34.629		1'45.037	0'34.608		1'50.206	0'34.906	
6ª - 1	7'02.024	7'02.024	161.195	0'31.052	0'31.052	236.324	0'30.757	0'30.757	237.886	0'30.486	0'30.486	238.411	0'30.036	0'30.036	236.843
6ª - 2	7'54.758	0'52.734		1'10.546	0'39.494		1'11.387	0'40.630		1'11.483	0'40.997		1'09.215	0'39.179	
6ª - 3	8'34.199	0'39.441		1'49.447	0'38.901	PIT	1'51.540	0'40.153	PIT	1'52.749	0'41.266	PIT	1'42.942	0'33.727	
7ª - 1	0'30.584	0'30.584	234.783	8'10.426	8'10.426	151.899	5'46.784	5'46.784	148.149	5'49.226	5'49.226	148.352	0'33.712	0'33.712	236.324
7ª - 2	1'10.506	0'39.922		8'52.603	0'42.177		6'32.898	0'46.114		6'34.132	0'44.906		1'23.780	0'50.068	
7ª - 3	1'49.862	0'39.356		9'29.393	0'36.790		7'08.810	0'35.912		7'10.097	0'35.965				
8ª - 1	0'30.214	0'30.214	237.363	0'31.363	0'31.363	208.898	0'31.614	0'31.614	224.067	0'31.943	0'31.943	229.788			
8ª - 2	1'09.875	0'39.661		1'14.564	0'43.201		1'16.549	0'44.935		1'18.135	0'46.192				
8ª - 3	1'43.785	0'33.910		1'50.842	0'36.278		2'02.105	0'45.556		1'59.741	0'41.606				
9ª - 1	0'30.088	0'30.088	239.468	0'30.259	0'30.259	234.274	0'30.643	0'30.643	236.324	0'30.450	0'30.450	235.808			
9ª - 2	1'09.823	0'39.735		1'09.388	0'39.129		1'10.792	0'40.149		1'10.165	0'39.715				
9ª - 3	1'43.898	0'34.075		1'43.143	0'33.755		1'44.877	0'34.085		1'44.335	0'34.170				
10ª - 1	0'30.098	0'30.098	238.939	0'29.998	0'29.998	236.324	0'30.525	0'30.525	237.363	0'30.287	0'30.287	237.363			
10ª - 2	1'09.910	0'39.812		1'09.089	0'39.091		1'10.588	0'40.063		1'09.982	0'39.695				
10ª - 3	1'45.293	0'35.383		1'42.806	0'33.717		1'44.799	0'34.211		1'44.065	0'34.083				
11ª - 1	0'30.170	0'30.170	237.363	0'30.240	0'30.240	236.843	0'30.423	0'30.423	237.363	0'30.254	0'30.254	236.843			
11ª - 2	1'09.934	0'39.764		1'09.403	0'39.163		1'10.508	0'40.085		1'09.707	0'39.453				
11ª - 3	1'44.296	0'34.362					1'44.807	0'34.299		1'43.924	0'34.217				
12ª - 1	0'30.181	0'30.181	238.411				0'30.373	0'30.373	237.363	0'30.318	0'30.318	236.843			
12ª - 2	1'09.605	0'39.424					1'10.441	0'40.068		1'09.945	0'39.627				
12ª - 3	1'43.729	0'34.124					1'46.236	0'35.795		1'44.199	0'34.254				
13ª - 1	0'33.566	0'33.566	222.681				0'30.334	0'30.334	237.886	0'30.449	0'30.449	237.363			
13ª - 2	1'18.682	0'45.116					1'10.447	0'40.113		1'10.263	0'39.814				
13ª - 3							1'44.717	0'34.270							

Ideal Lap	
0'30.088	0'30.088
1'09.512	0'39.424
1'43.422	0'33.910

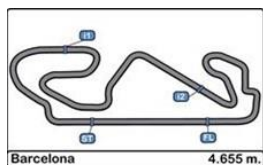
Ideal Lap	
0'29.998	0'29.998
1'09.089	0'39.091
1'42.806	0'33.717

Ideal Lap	
0'30.334	0'30.334
1'10.397	0'40.063
1'44.482	0'34.085

Ideal Lap	
0'30.254	0'30.254
1'09.707	0'39.453
1'43.790	0'34.083

Ideal Lap	
0'29.967	0'29.967
1'09.121	0'39.154
1'42.629	0'33.508

Ideal Best Lap	
0'29.833	0'29.833
1'08.616	0'38.783
1'41.842	0'33.226



**Circuito de Catalunya
EUROCUP Formula Renault 2017
Qualifying - 1**

LAP ANALYSIS

28/10/2017

Number	30			31			33			34			40		
Lap	Lap Time	Partial	Speed	Lap Time	Partial	Speed	Lap Time	Partial	Speed	Lap Time	Partial	Speed	Lap Time	Partial	Speed
1 ^a - 1	0'31.453	0'31.453	225.942	0'31.095	0'31.095	233.262	0'32.436	0'32.436	229.788	0'31.976	0'31.976	203.774	0'33.197	0'33.197	210.117
1 ^a - 2	1'12.502	0'41.049		1'14.485	0'43.390		1'13.855	0'41.419		1'14.557	0'42.581		1'15.884	0'42.687	
1 ^a - 3	1'48.923	0'36.421		1'54.318	0'39.833		1'56.059	0'42.204		1'58.890	0'44.333		1'50.598	0'34.714	
2 ^a - 1	0'30.299	0'30.299	232.759	0'30.329	0'30.329	234.274	0'30.485	0'30.485	232.759	0'30.417	0'30.417	232.259	0'30.665	0'30.665	230.278
2 ^a - 2	1'09.619	0'39.320		1'09.745	0'39.416		1'10.059	0'39.574		1'10.238	0'39.821		1'10.249	0'39.584	
2 ^a - 3	1'43.223	0'33.604		1'43.495	0'33.750		1'43.860	0'33.801		1'44.369	0'34.131		1'43.888	0'33.639	
3 ^a - 1	0'30.176	0'30.176	233.767	0'30.096	0'30.096	235.808	0'30.238	0'30.238	234.274	0'30.233	0'30.233	234.274	0'30.398	0'30.398	232.258
3 ^a - 2	1'09.268	0'39.092		1'09.040	0'38.944		1'09.616	0'39.378		1'09.581	0'39.348		1'09.840	0'39.442	
3 ^a - 3	1'43.011	0'33.743		1'42.940	0'33.900		1'43.413	0'33.797		1'43.544	0'33.963		1'49.941	0'40.101	PIT
4 ^a - 1	0'30.143	0'30.143	234.274	0'30.240	0'30.240	236.324	0'30.212	0'30.212	235.295	0'30.118	0'30.118	235.295	6'26.905	6'26.905	163.885
4 ^a - 2	1'09.244	0'39.101		1'09.207	0'38.967		1'09.464	0'39.252		1'09.512	0'39.394		7'14.723	0'47.818	
4 ^a - 3	1'43.036	0'33.792		1'42.695	0'33.488		1'42.980	0'33.516		1'43.500	0'33.988		7'51.147	0'36.424	
5 ^a - 1	0'30.223	0'30.223	235.295	0'29.996	0'29.996	236.843	0'33.041	0'33.041	236.843	0'30.279	0'30.279	234.274	0'33.580	0'33.580	206.897
5 ^a - 2	1'09.625	0'39.402		1'09.128	0'39.132		1'16.560	0'43.519		1'09.764	0'39.485		1'18.802	0'45.222	
5 ^a - 3	1'43.547	0'33.922		1'42.853	0'33.725		1'51.705	0'35.145		1'43.676	0'33.912		2'03.193	0'44.391	
6 ^a - 1	0'37.077	0'37.077	188.154	0'30.188	0'30.188	235.808	0'30.309	0'30.309	234.274	0'30.167	0'30.167	235.808	0'30.404	0'30.404	231.264
6 ^a - 2	1'29.757	0'52.680		1'10.004	0'39.816		1'09.409	0'39.100		1'09.563	0'39.396		1'09.663	0'39.259	
6 ^a - 3							1'43.039	0'33.630		1'43.570	0'34.007		1'43.302	0'33.639	
7 ^a - 1							0'30.128	0'30.128	235.808	0'37.185	0'37.185	176.760	0'30.278	0'30.278	233.262
7 ^a - 2							1'09.377	0'39.249		1'25.793	0'48.608		1'09.200	0'38.922	
7 ^a - 3							1'42.891	0'33.514					1'42.608	0'33.408	
8 ^a - 1							0'35.047	0'35.047	236.843				0'30.157	0'30.157	233.262
8 ^a - 2							1'25.271	0'50.224					1'11.293	0'41.136	
8 ^a - 3													1'46.962	0'35.669	
9 ^a - 1													0'30.247	0'30.247	233.262
9 ^a - 2													1'09.668	0'39.421	
9 ^a - 3													1'43.241	0'33.573	
10 ^a - 1													0'30.252	0'30.252	233.262
10 ^a - 2													1'09.667	0'39.415	
10 ^a - 3															
11 ^a - 1															
11 ^a - 2															
11 ^a - 3															
12 ^a - 1															
12 ^a - 2															
12 ^a - 3															
13 ^a - 1															
13 ^a - 2															
13 ^a - 3															

Ideal Lap	
0'30.143	0'30.143
1'09.235	0'39.092
1'42.839	0'33.604

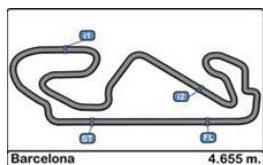
Ideal Lap	
0'29.996	0'29.996
1'08.940	0'38.944
1'42.428	0'33.488

Ideal Lap	
0'30.128	0'30.128
1'09.228	0'39.100
1'42.742	0'33.514

Ideal Lap	
0'30.118	0'30.118
1'09.466	0'39.348
1'43.378	0'33.912

Ideal Lap	
0'30.157	0'30.157
1'09.079	0'38.922
1'42.487	0'33.408

Ideal Best Lap	
0'29.833	0'29.833
1'08.616	0'38.783
1'41.842	0'33.226



**Circuit de Catalunya
EUROCUP Formula Renault 2017
Qualifying - 1**

LAP ANALYSIS

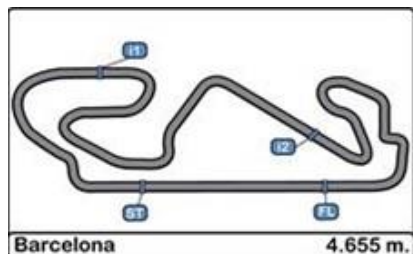
28/10/2017

Number	43			93		
Lap	Lap Time	Partial	Speed	Lap Time	Partial	Speed
1 ^a - 1	0'33.518	0'33.518	204.546	0'32.095	0'32.095	231.264
1 ^a - 2	1'15.548	0'42.030		1'14.759	0'42.664	
1 ^a - 3	1'49.906	0'34.358		1'52.457	0'37.698	
2 ^a - 1	0'30.722	0'30.722	233.767	0'30.450	0'30.450	234.783
2 ^a - 2	1'10.301	0'39.579		1'10.349	0'39.899	
2 ^a - 3	1'44.133	0'33.832		1'44.097	0'33.748	
3 ^a - 1	0'30.340	0'30.340	234.783	0'30.134	0'30.134	237.363
3 ^a - 2	1'09.916	0'39.576		1'09.428	0'39.294	
3 ^a - 3	1'52.459	0'42.543	PIT	1'43.091	0'33.663	
4 ^a - 1	7'04.363	7'04.363	150.209	0'29.966	0'29.966	236.843
4 ^a - 2	7'48.263	0'43.900		1'09.501	0'39.535	
4 ^a - 3	8'24.974	0'36.711		1'43.208	0'33.707	
5 ^a - 1	0'35.967	0'35.967	177.340	0'29.980	0'29.980	235.808
5 ^a - 2	1'18.923	0'42.956		1'09.253	0'39.273	
5 ^a - 3	2'02.909	0'43.986		1'44.059	0'34.806	
6 ^a - 1	0'30.342	0'30.342	232.759	0'30.132	0'30.132	235.295
6 ^a - 2	1'09.823	0'39.481		1'09.406	0'39.274	
6 ^a - 3	1'43.499	0'33.676		1'43.260	0'33.854	
7 ^a - 1	0'30.183	0'30.183	234.783	0'30.082	0'30.082	237.886
7 ^a - 2	1'09.419	0'39.236		1'09.432	0'39.350	
7 ^a - 3	1'43.044	0'33.625		1'43.260	0'33.828	
8 ^a - 1	0'30.002	0'30.002	235.295	0'36.195	0'36.195	212.181
8 ^a - 2	1'09.119	0'39.117		1'24.046	0'47.851	
8 ^a - 3	1'42.651	0'33.532				
9 ^a - 1	0'30.072	0'30.072	235.808			
9 ^a - 2	1'09.189	0'39.117				
9 ^a - 3	1'42.844	0'33.655				
10 ^a - 1	0'32.095	0'32.095	235.295			
10 ^a - 2	1'13.688	0'41.593				
10 ^a - 3						
11 ^a - 1						
11 ^a - 2						
11 ^a - 3						
12 ^a - 1						
12 ^a - 2						
12 ^a - 3						
13 ^a - 1						
13 ^a - 2						
13 ^a - 3						

Ideal Lap	
0'30.002	0'30.002
1'09.119	0'39.117
1'42.651	0'33.532

Ideal Lap	
0'29.966	0'29.966
1'09.239	0'39.273
1'42.902	0'33.663

Ideal Best Lap	
0'29.833	0'29.833
1'08.616	0'38.783
1'41.842	0'33.226



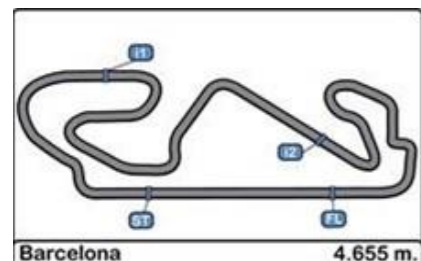
Circuit de Catalunya
EUROCUP Formula Renault 2017
Qualifying - 1

Best Sectors Results

28/10/2017

Sector - 1		Sector - 2		Sector - 3		Ideal Lap vs Best Lap					
Ord.	Nº Driver	Time	Nº Driver	Time	Nº Driver	Time	Ord.	Nº Driver	Ideal Lap	Best Lap	Ord.
1	10 Robert SHWARTZMAN	29.833	10 Robert SHWARTZMAN	38.783	10 Robert SHWARTZMAN	33.226	1	10 Robert SHWARTZMAN	1'41.842	1'41.974	1
2	11 Sacha FENESTRAZ	29.869	8 Will PALMER	38.843	8 Will PALMER	33.301	2	8 Will PALMER	1'42.036	1'42.132	2
3	8 Will PALMER	29.892	11 Sacha FENESTRAZ	38.896	4 Gabriel AUBRY	33.351	3	4 Gabriel AUBRY	1'42.231	1'42.364	4
4	93 Zane GODDARD	29.966	4 Gabriel AUBRY	38.912	40 Charles MILESI	33.408	4	11 Sacha FENESTRAZ	1'42.258	1'42.319	3
5	29 Richard VERSCHOOR	29.967	40 Charles MILESI	38.922	9 Max DEFOURNY	33.428	5	7 Max FEWTRELL	1'42.330	1'42.423	5
6	4 Gabriel AUBRY	29.968	7 Max FEWTRELL	38.924	7 Max FEWTRELL	33.436	6	31 Neil VERHAGEN	1'42.428	1'42.695	9
7	7 Max FEWTRELL	29.970	31 Neil VERHAGEN	38.944	31 Neil VERHAGEN	33.488	7	9 Max DEFOURNY	1'42.462	1'42.575	6
8	9 Max DEFOURNY	29.972	13 Henrique CHAVES	39.048	11 Sacha FENESTRAZ	33.493	8	40 Charles MILESI	1'42.487	1'42.608	7
9	31 Neil VERHAGEN	29.996	9 Max DEFOURNY	39.062	29 Richard VERSCHOOR	33.508	9	29 Richard VERSCHOOR	1'42.629	1'42.750	10
10	23 Alexander VARTANYAN	29.998	23 Alexander VARTANYAN	39.091	33 Daniel TICKTUM	33.514	10	43 Logan SARGEANT	1'42.651	1'42.651	8
11	43 Logan SARGEANT	30.002	30 Jarno OPMEER	39.092	43 Logan SARGEANT	33.532	11	33 Daniel TICKTUM	1'42.742	1'42.891	14
12	1 Yifei YE	30.029	33 Daniel TICKTUM	39.100	18 Alexey KORNEEV	33.558	12	16 Thomas RANDLE	1'42.750	1'42.884	13
13	16 Thomas RANDLE	30.032	43 Logan SARGEANT	39.117	16 Thomas RANDLE	33.585	13	13 Henrique CHAVES	1'42.781	1'42.844	12
14	13 Henrique CHAVES	30.076	16 Thomas RANDLE	39.133	1 Yifei YE	33.587	14	23 Alexander VARTANYAN	1'42.806	1'42.806	11
15	12 Raul GUZMAN	30.086	12 Raul GUZMAN	39.140	30 Jarno OPMEER	33.604	15	30 Jarno OPMEER	1'42.839	1'43.011	16
16	22 Jean-Baptiste SIMMENAUER	30.088	29 Richard VERSCHOOR	39.154	13 Henrique CHAVES	33.657	16	93 Zane GODDARD	1'42.902	1'43.091	18
17	15 Axel MATUS	30.095	93 Zane GODDARD	39.273	93 Zane GODDARD	33.663	17	12 Raul GUZMAN	1'42.986	1'43.085	17
18	2 Luis LEEDS	30.096	17 Alex PERONI	39.289	17 Alex PERONI	33.680	18	1 Yifei YE	1'42.988	1'42.988	15
19	17 Alex PERONI	30.096	18 Alexey KORNEEV	39.297	23 Alexander VARTANYAN	33.717	19	18 Alexey KORNEEV	1'43.007	1'43.113	20
20	34 Ghislain CORDEEL	30.118	5 Thomas MAXWELL	39.326	15 Axel MATUS	33.753	20	17 Alex PERONI	1'43.065	1'43.101	19
21	33 Daniel TICKTUM	30.128	34 Ghislain CORDEEL	39.348	12 Raul GUZMAN	33.760	21	5 Thomas MAXWELL	1'43.220	1'43.305	22
22	5 Thomas MAXWELL	30.132	1 Yifei YE	39.372	5 Thomas MAXWELL	33.762	22	15 Axel MATUS	1'43.297	1'43.297	21
23	30 Jarno OPMEER	30.143	6 Thomas NEUBAUER	39.419	14 Xavier LLOVERAS	33.773	23	34 Ghislain CORDEEL	1'43.378	1'43.500	25
24	18 Alexey KORNEEV	30.152	22 Jean-Baptiste SIMMENAUER	39.424	2 Luis LEEDS	33.793	24	2 Luis LEEDS	1'43.387	1'43.483	23
25	40 Charles MILESI	30.157	15 Axel MATUS	39.449	19 Frank BIRD	33.867	25	14 Xavier LLOVERAS	1'43.400	1'43.492	24
26	14 Xavier LLOVERAS	30.161	26 Presley MARTONO	39.453	22 Jean-Baptiste SIMMENAUER	33.910	26	22 Jean-Baptiste SIMMENAUER	1'43.422	1'43.729	27
27	21 Sun YUE YANG	30.200	14 Xavier LLOVERAS	39.466	34 Ghislain CORDEEL	33.912	27	6 Thomas NEUBAUER	1'43.613	1'43.644	26
28	6 Thomas NEUBAUER	30.222	20 Najiy RAZAK	39.471	20 Najiy RAZAK	33.935	28	19 Frank BIRD	1'43.710	1'43.783	28
29	26 Presley MARTONO	30.254	19 Frank BIRD	39.487	6 Thomas NEUBAUER	33.972	29	26 Presley MARTONO	1'43.790	1'43.924	30
30	25 Julia PANKIEWICZ	30.334	2 Luis LEEDS	39.498	26 Presley MARTONO	34.083	30	20 Najiy RAZAK	1'43.803	1'43.878	29
31	19 Frank BIRD	30.356	21 Sun YUE YANG	39.608	25 Julia PANKIEWICZ	34.085	31	21 Sun YUE YANG	1'43.954	1'44.042	31
32	20 Najiy RAZAK	30.397	25 Julia PANKIEWICZ	40.063	21 Sun YUE YANG	34.146	32	25 Julia PANKIEWICZ	1'44.482	1'44.717	32





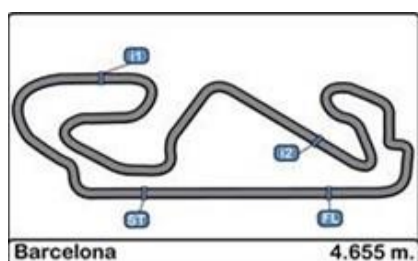
Circuit de Catalunya
EUROCUP Formula Renault 2017
Qualifying - 1

Best Top Speeds

28/10/2017

Ord.	N°	Competitor	Nat.	Driver	Nat.	Catégorie	Cla.	Top 1		Top 2		Top 3		Top 4		Top 5		Avg.
								Km/h	Lap	Km/h	Lap	Km/h	Lap	Km/h	Lap	Km/h	Lap	
1	11	JOSEF KAUFMANN RACING	GER	Sacha FENESTRAZ	FRA			240.000	4	239.468	5	236.842	7	236.324	6	234.783	3	237.483
2	21	JD MOTORSPORT	ITA	Sun YUE YANG	CHN	R	1°	239.468	12	238.938	9	238.411	11	237.363	10	236.324	5	238.101
3	22	JD MOTORSPORT	ITA	Jean-Baptiste SIMMENAUER	FRA	R	2°	239.468	10	238.938	11	238.411	13	237.363	9	237.363	12	238.308
4	26	MARK BURDETT M.	GBR	Presley MARTONO	INA	R	3°	238.411	7	237.363	5	237.363	14	237.363	6	237.363	11	237.572
5	14	AVF BY ADRIAN VALLES	ESP	Xavier LLOVERAS	ESP	R	4°	237.885	14	237.363	4	236.842	3	236.842	11	236.324	5	237.051
6	16	AVF BY ADRIAN VALLES	ESP	Thomas RANDLE	AUS			237.885	12	237.885	13	237.363	6	236.842	14	236.842	7	237.364
7	25	MARK BURDETT M.	GBR	Julia PANKIEWICZ	POL			237.885	7	237.885	14	237.363	6	237.363	11	237.363	12	237.572
8	93	ARDEN	GBR	Zane GODDARD	AUS	R	5°	237.885	8	237.363	4	236.842	5	235.808	6	235.294	7	236.638
9	1	JOSEF KAUFMANN RACING	GER	Yifei YE	CHN	R	6°	237.363	5	236.842	8	236.324	7	235.294	4	235.294	6	236.223
10	2	JOSEF KAUFMANN RACING	GER	Luis LEEDS	AUS	R	7°	237.363	6	237.363	7	236.842	3	236.324	4	236.324	5	236.843
11	4	TECH 1 RACING	FRA	Gabriel AUBRY	FRA			237.363	6	236.842	4	236.324	7	235.808	3	232.258	8	235.719
12	5	TECH 1 RACING	FRA	Thomas MAXWELL	AUS	R	8°	237.363	7	237.363	6	236.842	4	236.324	3	234.273	5	236.433
13	6	TECH 1 RACING	FRA	Thomas NEUBAUER	FRA	R	9°	237.363	7	236.842	4	236.842	6	236.842	5	235.808	3	236.739
14	7	TECH 1 RACING	FRA	Max FEWTRELL	GBR	R	10°	237.363	5	237.363	8	237.363	4	236.842	7	236.842	6	237.154
15	9	R-ACE GP	FRA	Max DEFOURNY	BEL			237.363	9	235.808	3	235.294	4	235.294	8	233.261	7	235.404
16	10	R-ACE GP	FRA	Robert SHWARTZMAN	RUS			237.363	7	237.363	6	237.363	8	236.842	9	235.808	5	236.948
17	15	AVF BY ADRIAN VALLES	ESP	Axel MATUS	MEX	R	11°	236.842	12	235.808	13	235.294	11	235.294	7	235.294	8	235.706
18	18	FORTEC MOTORSPORTS	GBR	Alexey KORNEEV	RUS			236.842	7	235.294	4	235.294	6	234.783	8	233.766	3	235.196
19	23	JD MOTORSPORT	ITA	Alexander VARTANYAN	RUS	R	12°	236.842	12	236.324	7	236.324	6	236.324	11	234.783	5	236.119
20	29	MP MOTORSPORT	NED	Richard VERSCHOOR	NED	R	13°	236.842	7	236.324	5	236.324	4	236.324	6	236.324	8	236.428
21	31	MP MOTORSPORT	NED	Neil VERHAGEN	USA	R	14°	236.842	6	236.324	5	235.808	4	235.808	7	234.273	3	235.811
22	33	ARDEN	GBR	Daniel TICKTUM	GBR	R	15°	236.842	6	236.842	9	235.808	8	235.294	5	234.273	4	235.812
23	8	R-ACE GP	FRA	Will PALMER	GBR			236.324	6	235.808	8	235.294	7	235.294	5	233.261	4	235.196
24	12	R-ACE GP	FRA	Raul GUZMAN	MEX	R	16°	236.324	8	236.324	10	234.783	4	234.783	9	234.273	11	235.297
25	19	FORTEC MOTORSPORTS	GBR	Frank BIRD	GBR	R	17°	236.324	8	236.324	10	235.808	9	234.273	7	233.766	4	235.299
26	17	FORTEC MOTORSPORTS	GBR	Alex PERONI	AUS			235.808	7	235.294	6	234.273	4	233.261	3	233.261	5	234.380
27	34	ARDEN	GBR	Ghislain CORDEEL	BEL			235.808	7	235.294	5	234.273	4	234.273	6	232.258	3	234.381
28	43	R-ACE GP	FRA	Logan SARGEANT	USA	R	18°	235.808	10	235.294	9	235.294	11	234.783	4	234.783	8	235.192
29	20	FORTEC MOTORSPORTS	GBR	Najjy RAZAK	MAS			235.294	4	234.783	5	234.783	6	234.273	7	233.766	8	234.580
30	30	MP MOTORSPORT	NED	Jarno OPMEER	NED	R	19°	235.294	6	234.273	5	233.766	4	232.759	3	225.941	2	232.407
31	13	AVF BY ADRIAN VALLES	ESP	Henrique CHAVES	POR			234.783	13	234.783	14	234.273	5	234.273	6	234.273	7	234.477
32	40	R-ACE GP	FRA	Charles MILESI	FRA	R	20°	233.261	8	233.261	9	233.261	10	233.261	11	232.258	4	233.061



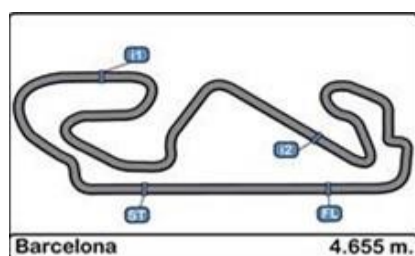


Circuit de Catalunya
EUROCUP Formula Renault 2017
Qualifying - 1

Fastest Lap Sequence

28/10/2017

<u>Time of Day</u>	<u>Session Time</u>	<u>Nº</u>	<u>Competitor</u>	<u>Nat.</u>	<u>Driver</u>	<u>Nat.</u>	<u>Catégorie</u>	<u>Time</u>	<u>Km/h</u>	<u>Lap</u>
9:34'04.157	3'44.529	13	AVF BY ADRIAN VALLES	ESP	Henrique CHAVES	POR		1'48.736	154.116	2
9:34'22.159	4'02.460	26	MARK BURDETT M.	GBR	Presley MARTONO	INA	R	1'48.027	155.128	2
9:35'49.123	5'29.423	13	AVF BY ADRIAN VALLES	ESP	Henrique CHAVES	POR		1'44.894	159.761	3
9:37'33.707	7'13.788	13	AVF BY ADRIAN VALLES	ESP	Henrique CHAVES	POR		1'44.365	160.571	4
9:37'35.175	7'15.472	14	AVF BY ADRIAN VALLES	ESP	Xavier LLOVERAS	ESP	R	1'44.167	160.876	4
9:39'19.309	8'59.627	14	AVF BY ADRIAN VALLES	ESP	Xavier LLOVERAS	ESP	R	1'44.155	160.895	5
9:39'54.273	9'34.573	43	R-ACE GP	FRA	Logan SARGEANT	USA	R	1'44.133	160.929	3
9:40'40.154	10'20.431	40	R-ACE GP	FRA	Charles MILESI	FRA	R	1'43.888	161.308	3
9:42'56.401	12'36.652	9	R-ACE GP	FRA	Max DEFOURNY	BEL		1'43.160	162.447	3
9:53'12.799	22'53.079	11	JOSEF KAUFMANN RACING	GER	Sacha FENESTRAZ	FRA		1'42.319	163.782	3
9:54'24.346	24'04.587	10	R-ACE GP	FRA	Robert SHWARTZMAN	RUS		1'42.302	163.809	5
9:55'13.806	24'54.183	8	R-ACE GP	FRA	Will PALMER	GBR		1'42.132	164.082	5
9:56'06.302	25'46.561	10	R-ACE GP	FRA	Robert SHWARTZMAN	RUS		1'41.974	164.336	6

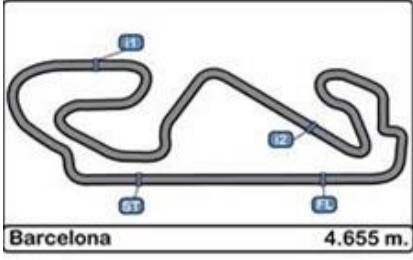


**Circuito de Catalunya
EUROCUP Formula Renault 2017**

Event Maximum Speed

28/10/2017

Ord.	Nº	Competitor	Nat.	Driver	Nat.	Catégorie	Cla.	Km/h	Lap	Session
1	11	JOSEF KAUFMANN RACING	GER	Sacha FENESTRAZ	FRA			240.001	4	Qualifying - 1
2	21	JD MOTORSPORT	ITA	Sun YUE YANG	CHN	R	1º	239.468	12	Qualifying - 1
3	22	JD MOTORSPORT	ITA	Jean-Baptiste SIMMENAUER	FRA	R	2º	239.468	10	Qualifying - 1
4	26	MARK BURDETT M.	GBR	Presley MARTONO	INA	R	3º	238.411	7	Qualifying - 1
5	14	AVF BY ADRIAN VALLES	ESP	Xavier LLOVERAS	ESP	R	4º	237.886	14	Qualifying - 1
6	16	AVF BY ADRIAN VALLES	ESP	Thomas RANDLE	AUS			237.886	12	Qualifying - 1
7	25	MARK BURDETT M.	GBR	Julia PANKIEWICZ	POL			237.886	7	Qualifying - 1
8	93	ARDEN	GBR	Zane GODDARD	AUS	R	5º	237.886	8	Qualifying - 1
9	1	JOSEF KAUFMANN RACING	GER	Yifei YE	CHN	R	6º	237.363	5	Qualifying - 1
10	2	JOSEF KAUFMANN RACING	GER	Luis LEEDS	AUS	R	7º	237.363	6	Qualifying - 1
11	4	TECH 1 RACING	FRA	Gabriel AUBRY	FRA			237.363	6	Qualifying - 1
12	5	TECH 1 RACING	FRA	Thomas MAXWELL	AUS	R	8º	237.363	7	Qualifying - 1
13	6	TECH 1 RACING	FRA	Thomas NEUBAUER	FRA	R	9º	237.363	7	Qualifying - 1
14	7	TECH 1 RACING	FRA	Max FEWTRELL	GBR	R	10º	237.363	5	Qualifying - 1
15	9	R-ACE GP	FRA	Max DEFOURNY	BEL			237.363	9	Qualifying - 1
16	10	R-ACE GP	FRA	Robert SHWARTZMAN	RUS			237.363	7	Qualifying - 1
17	15	AVF BY ADRIAN VALLES	ESP	Axel MATUS	MEX	R	11º	236.843	12	Qualifying - 1
18	18	FORTEC MOTORSPORTS	GBR	Alexey KORNEEV	RUS			236.843	7	Qualifying - 1
19	23	JD MOTORSPORT	ITA	Alexander VARTANYAN	RUS	R	12º	236.843	12	Qualifying - 1
20	29	MP MOTORSPORT	NED	Richard VERSCHOOR	NED	R	13º	236.843	7	Qualifying - 1
21	31	MP MOTORSPORT	NED	Neil VERHAGEN	USA	R	14º	236.843	6	Qualifying - 1
22	33	ARDEN	GBR	Daniel TICKTUM	GBR	R	15º	236.843	6	Qualifying - 1
23	8	R-ACE GP	FRA	Will PALMER	GBR			236.324	6	Qualifying - 1
24	12	R-ACE GP	FRA	Raul GUZMAN	MEX	R	16º	236.324	8	Qualifying - 1
25	19	FORTEC MOTORSPORTS	GBR	Frank BIRD	GBR	R	17º	236.324	8	Qualifying - 1
26	17	FORTEC MOTORSPORTS	GBR	Alex PERONI	AUS			235.808	7	Qualifying - 1
27	34	ARDEN	GBR	Ghislain CORDEEL	BEL			235.808	7	Qualifying - 1
28	43	R-ACE GP	FRA	Logan SARGEANT	USA	R	18º	235.808	10	Qualifying - 1
29	20	FORTEC MOTORSPORTS	GBR	Najiy RAZAK	MAS			235.295	4	Qualifying - 1
30	30	MP MOTORSPORT	NED	Jarno OPMEER	NED	R	19º	235.295	6	Qualifying - 1
31	13	AVF BY ADRIAN VALLES	ESP	Henrique CHAVES	POR			234.783	13	Qualifying - 1
32	40	R-ACE GP	FRA	Charles MILESI	FRA	R	20º	233.262	8	Qualifying - 1

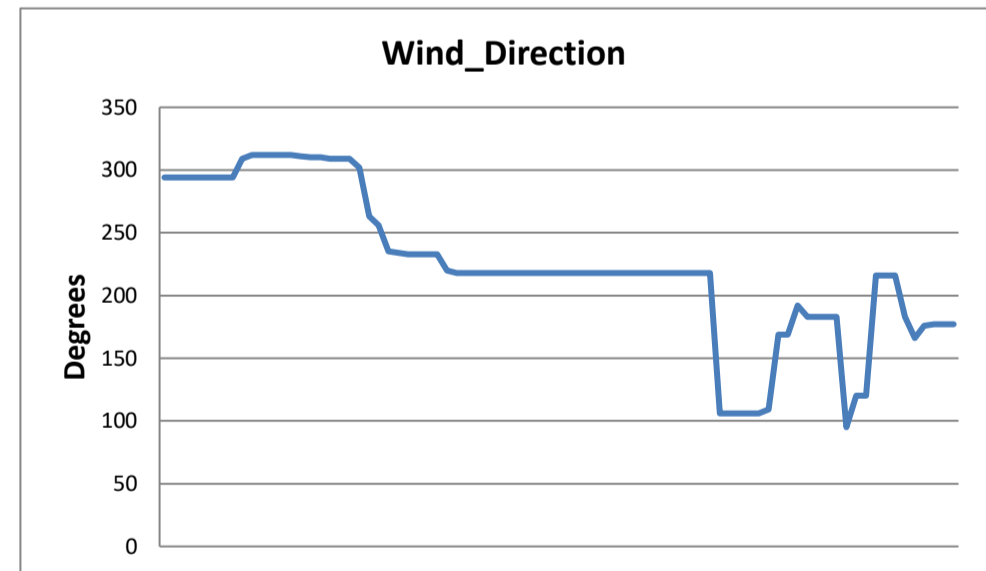
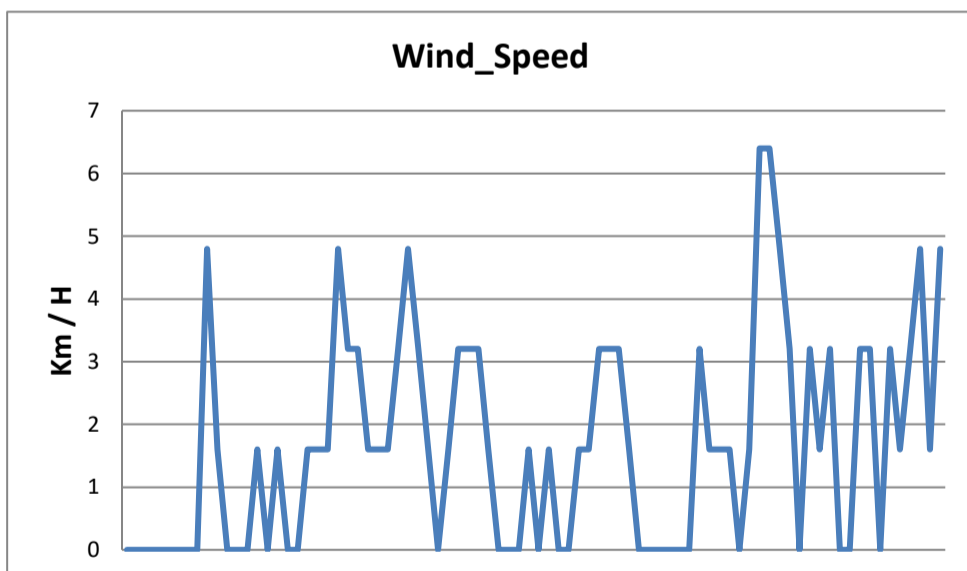
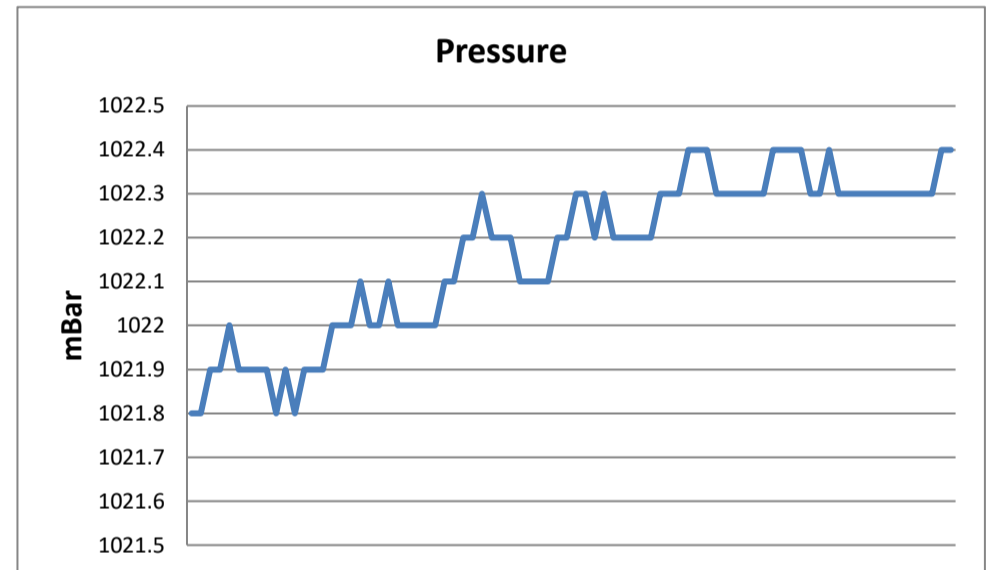
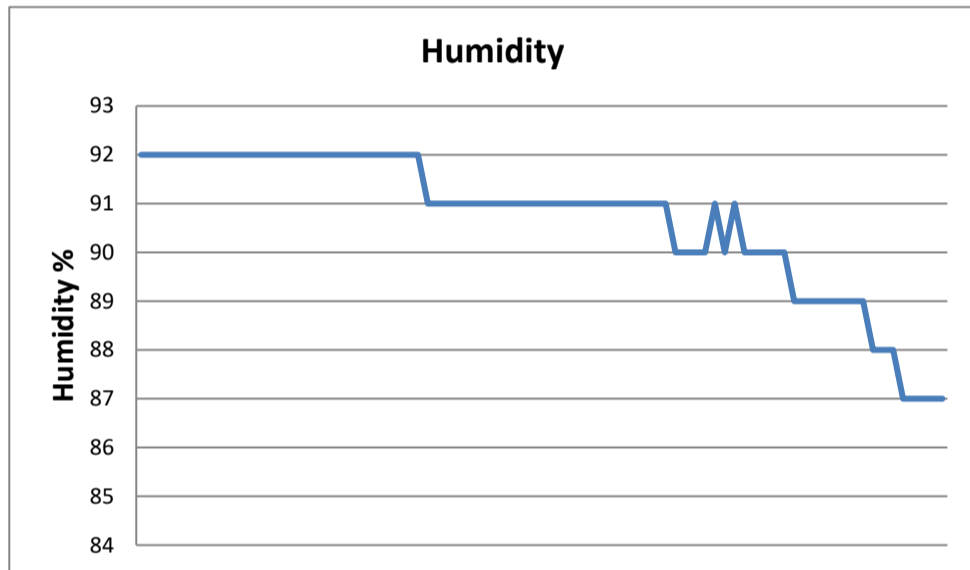
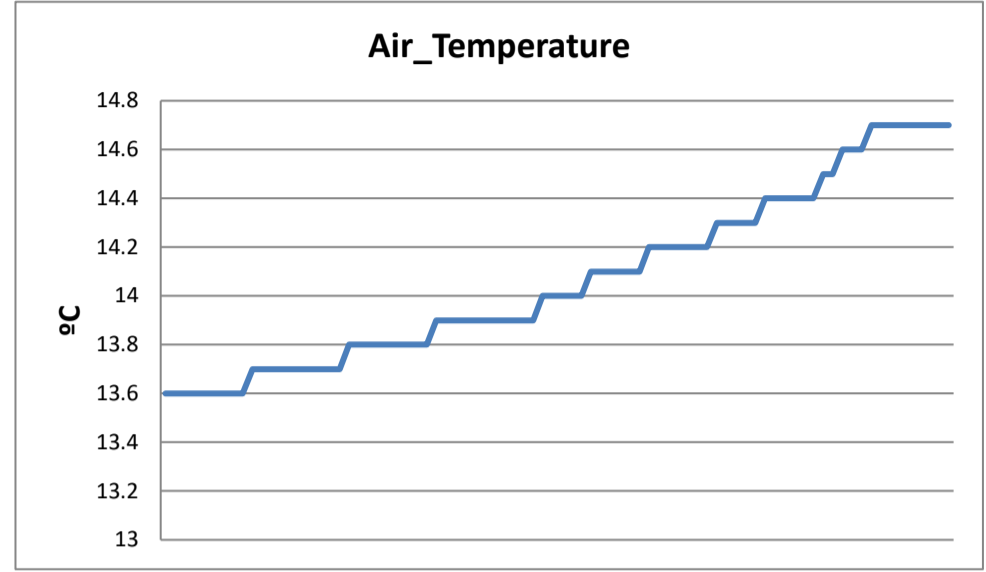
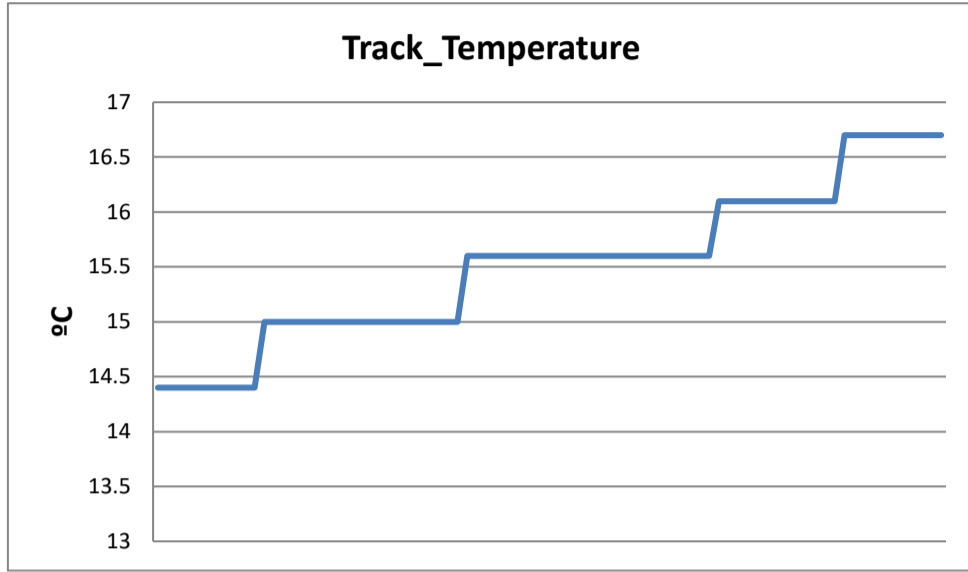


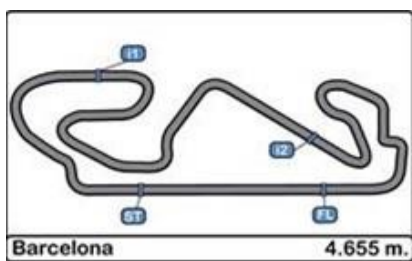
**Circuit de Catalunya
EUROCUP Formula Renault 2017
Qualifying - 1**

Weather Report

28/10/2017

Track Status DRY





Circuit de Catalunya
EUROCUP Formula Renault 2017
Qualifying

Final Results

28/10/2017

Ord.	Nº	Competitor	Nat.	Driver	Nat.	Catégorie	Cl.	Laps	Best	Time	Gap	Interval	Km/h
1	10	R-ACE GP	FRA	Robert SHWARTZMAN	RUS			8	6	1'41.974			164.336
2	8	R-ACE GP	FRA	Will PALMER	GBR			7	5	1'42.132	0"158	0"158	164.082
3	11	JOSEF KAUFMANN RACING	GER	Sacha FENESTRAZ	FRA			6	3	1'42.319	0"345	0"187	163.782
4	4	TECH 1 RACING	FRA	Gabriel AUBRY	FRA			7	6	1'42.364	0"390	0"045	163.710
5	7	TECH 1 RACING	FRA	Max FEWTRELL	GBR	R	1º	7	5	1'42.423	0"449	0"059	163.616
6	9	R-ACE GP	FRA	Max DEFOURNY	BEL			9	8	1'42.575	0"601	0"152	163.373
7	40	R-ACE GP	FRA	Charles MILESI	FRA	R	2º	10	8	1'42.608	0"634	0"033	163.321
8	43	R-ACE GP	FRA	Logan SARGEANT	USA	R	3º	10	9	1'42.651	0"677	0"043	163.252
9	31	MP MOTORSPORT	NED	Neil VERHAGEN	USA	R	4º	6	5	1'42.695	0"721	0"044	163.182
10	29	MP MOTORSPORT	NED	Richard VERSCHOOR	NED	R	5º	7	4	1'42.750	0"776	0"055	163.095
11	23	JD MOTORSPORT	ITA	Alexander VARTANYAN	RUS	R	6º	11	11	1'42.806	0"832	0"056	163.006
12	13	AVF BY ADRIAN VALLES	ESP	Henrique CHAVES	POR			14	12	1'42.844	0"870	0"038	162.946
13	16	AVF BY ADRIAN VALLES	ESP	Thomas RANDLE	AUS			14	13	1'42.884	0"910	0"040	162.882
14	33	ARDEN	GBR	Daniel TICKTUM	GBR	R	7º	8	8	1'42.891	0"917	0"007	162.871
15	1	JOSEF KAUFMANN RACING	GER	Yifei YE	CHN	R	8º	7	4	1'42.988	1"014	0"097	162.718
16	30	MP MOTORSPORT	NED	Jarno OPMEER	NED	R	9º	6	4	1'43.011	1"037	0"023	162.682
17	12	R-ACE GP	FRA	Raul GUZMAN	MEX	R	10º	11	8	1'43.085	1"111	0"074	162.565
18	93	ARDEN	GBR	Zane GODDARD	AUS	R	11º	8	4	1'43.091	1"117	0"006	162.555
19	17	FORTEC MOTORSPORTS	GBR	Alex PERONI	AUS			7	6	1'43.101	1"127	0"010	162.540
20	18	FORTEC MOTORSPORTS	GBR	Alexey KORNEEV	RUS			7	5	1'43.113	1"139	0"012	162.521
21	15	AVF BY ADRIAN VALLES	ESP	Axel MATUS	MEX	R	12º	14	12	1'43.297	1"323	0"184	162.231
22	5	TECH 1 RACING	FRA	Thomas MAXWELL	AUS	R	13º	7	7	1'43.305	1"331	0"008	162.219
23	2	JOSEF KAUFMANN RACING	GER	Luis LEEDS	AUS	R	14º	7	5	1'43.483	1"509	0"178	161.940
24	14	AVF BY ADRIAN VALLES	ESP	Xavier LLOVERAS	ESP	R	15º	14	12	1'43.492	1"518	0"009	161.926
25	34	ARDEN	GBR	Ghislain CORDEEL	BEL			7	5	1'43.500	1"526	0"008	161.913
26	6	TECH 1 RACING	FRA	Thomas NEUBAUER	FRA	R	16º	7	7	1'43.644	1"670	0"144	161.688
27	22	JD MOTORSPORT	ITA	Jean-Baptiste SIMMENAUER	FRA	R	17º	13	13	1'43.729	1"755	0"085	161.556
28	19	FORTEC MOTORSPORTS	GBR	Frank BIRD	GBR	R	18º	10	4	1'43.783	1"809	0"054	161.472
29	20	FORTEC MOTORSPORTS	GBR	Najiy RAZAK	MAS			7	7	1'43.878	1"904	0"095	161.324
30	26	MARK BURDETT M.	GBR	Presley MARTONO	INA	R	19º	13	12	1'43.924	1"950	0"046	161.252
31	21	JD MOTORSPORT	ITA	Sun YUE YANG	CHN	R	20º	11	8	1'44.042	2"068	0"118	161.070
32	25	MARK BURDETT M.	GBR	Julia PANKIEWICZ	POL			14	14	1'44.717	2"743	0"675	160.031

Qualifying Time

110%

1'52"171

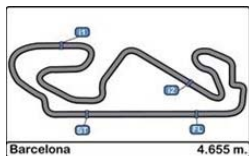
Published at:.....

Track Status

DRY

Stewards:	Race Director:	Timekeeper:
-----------	----------------	-----------------





Circuito de Catalunya
EUROCUP Formula Renault 2017
RACE - 1

Starting Grid

28/10/2017

Num.	Driver	Time	Row	Num.	Driver	Time
21	Sun YUE YANG	1'44.042 16	25	Julia PANKIEWICZ	1'44.717
20	Najiy RAZAK	1'43.878 15	26	Presley MARTONO	1'43.924
22	Jean-Baptiste SIMMENAUER	1'43.729 14	19	Frank BIRD	1'43.783
34	Ghislain CORDEEL	1'43.500 13	6	Thomas NEUBAUER	1'43.644
2	Luis LEEDS	1'43.483 12	14	Xavier LLOVERAS	1'43.492
15	Axel MATUS	1'43.297 11	5	Thomas MAXWELL	1'43.305
17	Alex PERONI	1'43.101 10	18	Alexey KORNEEV	1'43.113
12	Raul GUZMAN	1'43.085 9	93	Zane GODDARD	1'43.091
1	Yifei YE	1'42.988 8	30	Jarno OPMEER	1'43.011
16	Thomas RANDLE	1'42.884 7	33	Daniel TICKTUM	1'42.891
23	Alexander VARTANYAN	1'42.806 6	13	Henrique CHAVES	1'42.844
31	Neil VERHAGEN	1'42.695 5	29	Richard VERSCHOOR	1'42.750
40	Charles MILESI	1'42.608 4	43	Logan SARGEANT	1'42.651
7	Max FEWTRELL	1'42.423 3	9	Max DEFURNY	1'42.575
11	Sacha FENESTRAZ	1'42.319 2	4	Gabriel AUBRY	1'42.364
10	Robert SHWARTZMAN	1'41.974 1	8	Will PALMER	1'42.132



Published at:.....

Stewards:	Race Director:	Timekeeper:
-----------	----------------	-----------------

